



LASER LEVELS & DETECTORS

THE SMART CHOICE FOR PROFESSIONAL CONTRACTORS

2022/2023



ABOUT US

Kapro is a leading manufacturer and developer of innovative hand tools for the professional and DIY markets.

We make the industry's finest quality spirit levels, laser levels and layout & marking tools. Kapro has built a reputation as the industry's foremost innovator with over more than 100 patents worldwide, covering a comprehensive range of professional applications.

GLOBAL DISTRIBUTION NETWORK

Kapro is a major global player with headquarters in Kadarim, Israel and facilities in China and the USA, all wholly owned by Kapro Industries. Our partners' distribution network has created a leading market presence in over 70 countries throughout Europe, America, Asia, Australasia and Africa.

INNOVATION & DESIGN

Kapro's R&D team has revolutionized layout & measuring tool designing giving the market some of its most ground-breaking features:

The invention of the **Plumb Site® Dual-view™** changed level design forever: the only level feature in the market providing a frontal view of the plumb vial, eliminating parallax error as well as neck and back strain due to vertical plumb jobs.

The introduction of the **Optivision® Red** feature set a whole new standard in vial visibility by creating a strong color definition around the spirit levels' bubble; the clearest, most visible vial on the market today.

In addition to these market-changing features, Kapro develops tools especially designed for different professions such as drywall installation, plumbing and electrical work.

In the laser department, our **patented strong folding legs** for angle mounting and height adjustment with anti-slip grips has made positioning easier and faster.

Kapro's impressive line of powerful Prolaser® levels with multiple combination sets offers customers a staggering array of choices.

QUALITY

Kapro is dedicated to excellence in every aspect of development: production, distribution, sales and marketing.

We use only the highest quality materials and components; from the strongest yet lightest steel and aluminum spirit levels to the most advanced, reliable modules in laser levels.

Kapro is the only level manufacturer in the world to carry the prestigious VPA mark of quality and all our manufacturing facilities are certified compliant with ISO Standards 9001, 14001 and SA8000. All Kapro lasers and electronic products carry FDA and CE certification, comply with RoHS, WEEE and REACH regulations.

Beyond all certifications, Kapro has strict testing standards to which all our products are submitted, to insuring the highest accuracy in the market.

The Kapro brand represents high quality tools with innovative designs.

SERVICE & VALUE

The Kapro team has a culture of service; producing high quality marketing and advertising materials, maintaining a strong web presence and above all, consistently availing ourselves to our customers and responding to their needs.

The Kapro team offers outstanding customer service and high quality, innovative products with added value.

KAPRO TOOLS WITH VISION™

CONTENTS

▶ GREEN - ROTARY LASERS	6
▶ GREEN -CROSS LASERS	8
▶ GREEN - 5 DOT LASERS	26
▶ RED - ROTARY LASERS	28
▶ RED -CROSS LASERS	30
▶ RED - 5 DOT LASERS	48
▶ INSPECTION TOOLS	50
▶ LASER DISTANCE MEASURE	54
▶ MISC. LASERS	56
▶ LASER ACCESSORIES	59



8991G PROLASER® ELECTROTA® GREEN

Self-Leveling Rota-Line

IP65

**WATER & DUST
RESISTANT**

Protective Shock Absorbing Cover

Rotating Head

Laser Window

Carrying Handle

Control Panel

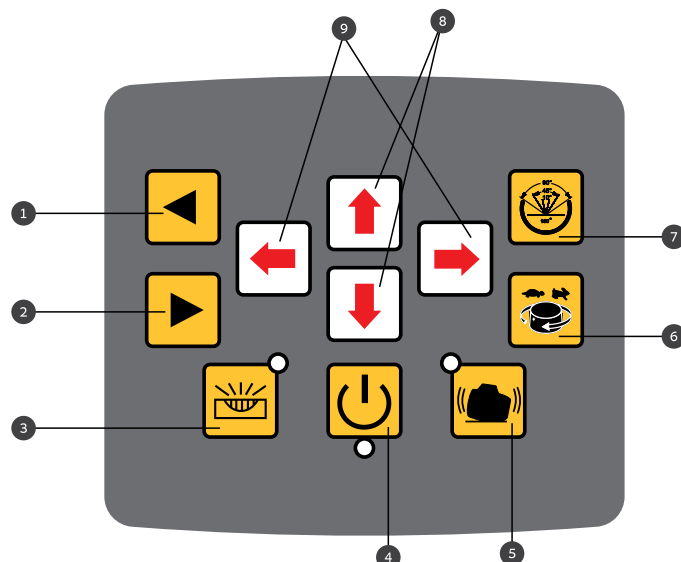
14.5cm (5.7")
18.5cm (7.3")

90° Mounting Thread

Tripod Thread 5/8"

Control panel

1. Rotation left
2. Rotation right
3. Manual/Auto Self leveling disabled in manual mode)
4. Power On/Off
5. Automatic drift system
6. Rotation Speed Control
7. Direction Scanning
8. Y-AXIS
9. X-AXIS





INDOOR OUTDOOR AND TILT MODE


- Horizontal or vertical 360° green rotating beam
- Plumb Down and Plumb Up points
- Five variable speeds (0, 60, 120, 300 & 600 rpm)
- Six scan modes create visible laser line
- IP65
- Laser range:
 - Indoor: 50m (165')
 - Outdoor with detector: 300m (980')
- Accuracy: 0.1mm/m (0.0001"/")
- Electronic self-leveling range of $\pm 5^\circ$
- Manual leveling for marking slopes of up to $\pm 5^\circ$ in both X and Y planes
- "Out of range" indicator
- Tripod ready: 5/8" thread downward & 90°

Includes

- Remote control, laser detector, green BeamFinder™ glasses, rechargeable batteries, battery charger- AC/DC converter and a shockproof case

Applications

- Laying foundations
- Wall, fence and deck construction
- Laying water and sewage lines
- Drywall, partitions and acoustic ceilings installations



884G Prolaser® 4D XTRA Green

Electronic 4D laser with Extra 360° Horizontal Ground Green Beam

NEW

IP54

**WATER & DUST
RESISTANT**



Forward Vertical
Laser Beam
Window 360°

Horizontal Laser
Beam Window 360°

Side Vertical Laser Beam
Window 360°

Horizontal Laser
Beam Window 360°



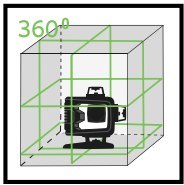
Tripod
Thread
1/4"



Hard carry case, 2 x rechargeable lithium-ion batteries, battery charger, Multifunctional magnetic wall bracket, green beamfinder™ glasses, elevating platform, laser target



894-04G Detector
For outdoor work (sold separately)



INDOOR
OUTDOOR
AND TILT
MODE


- Two 360° horizontal beams
- Two 360° vertical beams
- Indoor range : 30m / 100ft
- Outdoor range: 70m / 230ft (with detector)
- Accuracy: $\pm 0.15\text{mm/m}$ ($\pm 0.00015\text{in/in}$)
- Self leveling up to 4°
- Manual mode for angular layout/ tilted marking
- Pulse Mode
- Tripod ready 1/4" & 5/8" thread

Includes

- 2 X Rechargeable Li – Ion batteries
- Charger
- Multifunctional Magnetic Wall Bracket
- Beamfinder™ glasses
- Elevating platform
- Target
- Hard carry case

Application

- Setting floor & wall tiles
- Drywall installation & hanging acoustic ceilings
- Framing & aligning windows & doors
- Leveling electrical outlets , plumbing & studs
- Right angle layout for floors,fences ,gates, decks, pergolas, gazebos
- Slope leveling for stairs , rails & roofs



Included
Lithium battery

x2



883G PROLASER® 3D ALL-LINES - GREEN

360° Beams in Every Direction - Indoor & Outdoor Use

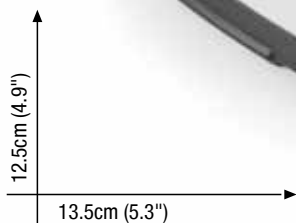
IP65

**WATER & DUST
RESISTANT**

Forward Vertical Laser
Beam Window 360°

Horizontal Laser
Beam Window 360°

Side Vertical
Laser Beam
Window 360°



Tripod
Thread 5/8"



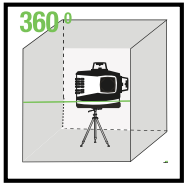
Tripod
Thread
1/4"



Hard carry case, multi-functional magnetic mount, laser target
green Beamfinder™ glasses, battery charger and lithium-ion battery



894-04G Detector
For outdoor work (sold separately)



INDOOR OUTDOOR AND TILT MODE

- Three 360° green laser beams, including:
 - Horizontal
 - Side vertical
 - Forward vertical
- Laser range:
 - Indoor: 30m (100')
 - Outdoor with detector: 70m (230')
- Accuracy: 0.2mm/m (0.0002"/")
- Automatic self-leveling up to $\pm 2.5^\circ$
- Manual mode for tilted marking
- Pulse mode
- Tripod ready: 1/4" & 5/8" thread

Includes

- Lithium-ion battery, battery charger, green Beamfinder™ glasses, laser target, multi-functional magnetic mount and hard carry case.

Applications

- Accurately laying out right angles for flooring, drywall installation and deck construction
- Leveling slopes (manual mode)
- Acoustic ceiling installations
- Framing and aligning windows and doors

Options

- 883GB with softbag (no wall mount & ceiling clamp)
- 883GH with Hardcase



Lithium battery

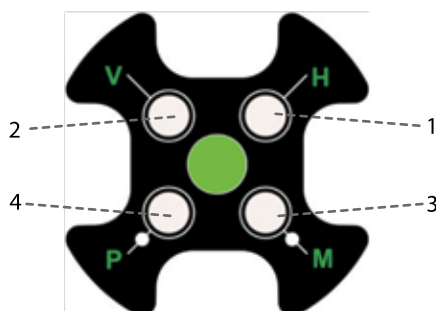


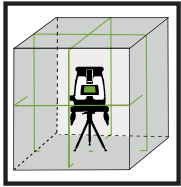
875G PROLASER® ALL-LINES GREEN

The Indoor/Outdoor 6 Beam Laser



894-04G
Laser Detector
For outdoor work (sold separately)





INDOOR OUTDOOR AND TILT MODE

- 6 Green laser beams, including:
 - 1 Horizontal
 - 4 Vertical (with a 90° intersection on the ceiling)
 - 1 Plumb dot
- Laser range:
 - Indoor: 30m (100')
 - Outdoor with detector: 60m (200')
- Accuracy: 0.2mm/m (0.0002"/")
- Self-leveling range $\pm 2.5^\circ$
- Manual mode for tilted marking
- Visual and audible "Out of level" warning
- Rechargeable Lithium battery
- USB connector for battery charging
- Fine adjustment knob
- Tripod ready: 5/8" thread

Includes

- Beamfinder™ glasses, laser target, 2 rechargeable lithium batteries, USB cable and soft carry case

Applications

- Setting floor and wall tiles
- Drywall, deck & acoustic ceiling installation
- Framing and aligning windows and doors

Option

- With tripod & hard carry case (875GS)



X2

Lithium battery



962G PROLASER® MULTIBEAM ORBITAL LASER-GREEN

The Indoor/Outdoor Green beam laser level

IP65
WATER & DUST
RESISTANT



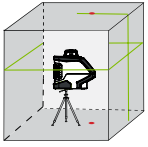
894-04G Detector
For outdoor work (sold separately)



841
5/8" Thread



Tripod Thread 1/4"



INDOOR OUTDOOR AND TILT MODE

- Multibeam GREEN laser including :
 - 1x Horizontal Orbital Beam
 - 1 x Vertical Beam
 - Plumbdot up & down
- Laser range:
 - Indoor : 30m (100')
 - Outdoor with detector : 60m (200')
- Accuracy : 0.3mm/m (0.0003"/")
- Self Leveling +/- 3°
- Visual "Out of Level" warning
- Manual Mode for Angular layout
- Shock resistant rubber molded casing
- 1/4" Tripod thread

Includes

- Multi-functional magnetic mount, batteries, hard carry case, target

Applications

- Tiling
- Drywall & acoustic ceiling installation
- Framing and aligning windows & doors

Option

- 962GB with soft bag & glasses
- 962GS with pouch & tripod



870G VHX PROLASER® VIP GREEN

The Indoor/Outdoor Shielded Cross Line Laser

IP65
WATER & DUST
RESISTANT



894-04G
Laser Detector
For outdoor work (sold separately)

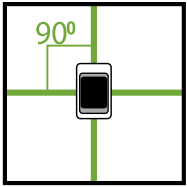
841
5/8" Thread

Manual Mode

Beam Selector

Pulse/ Outdoor Mode





INDOOR OUTDOOR AND TILT MODE

Features:

- Green horizontal and vertical cross lines at 90°
- Indoor laser range 30m (100')
- Outdoor laser range 60m (200') with detector
- Accuracy: $\pm 0.2\text{mm/m}$ (0.0002"/")
- Self-leveling range: $\pm 3^\circ$
- Manual mode
- Audio & visible "Out of level" warning
- Pulse mode
- Water and dust proof (IP65)
- Protective rubber over molded casing
- Tripod ready: 1/4" thread

Includes:

- Laser target, universal wall mount (886-23), tripod adaptor for 5/8" thread (841) batteries and a soft carry bag

Applications

- Tiling
- Deck installation and exterior layout
- Door and window installation

Option:

- Lightweight tripod (886-28)
- Green Laser detector (894-04G)



873G PROLASER® GREEN VECTOR

The Indoor / Outdoor 3X Cross Line Laser

Patented



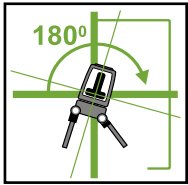
894-046
Laser Detector
For outdoor work (sold separately)

Manual Mode

Beam Selector

Pulse/ Outdoor Mode





INDOOR OUTDOOR AND TILT MODE

- 3 Green laser beams, including:
 - 1 Horizontal
 - 2 Vertical (with a 90° intersection)
- Laser range:
 - Indoor: 30m (100')
 - Outdoor with detector: 60m (200')
- Accuracy: 0.2mm/m (0.0002"/")
- Self-leveling range $\pm 3^\circ$
- Manual mode for angular layout/ tilted marking
- Visual and audible "Out of level" warning
- Strong folding legs for angle mounting
- Impact resistant rubber casing
- Tripod ready: 1/4" thread

Applications

- Aligning tiles, cabinets, borders, moldings and trims
- Door and window installation
- All types of DIY jobs, including hanging shelves, pictures and more

Options

- Laser with 3.2m (10.5') pole tripod (873GS)
- Laser with wall mount (873GL)



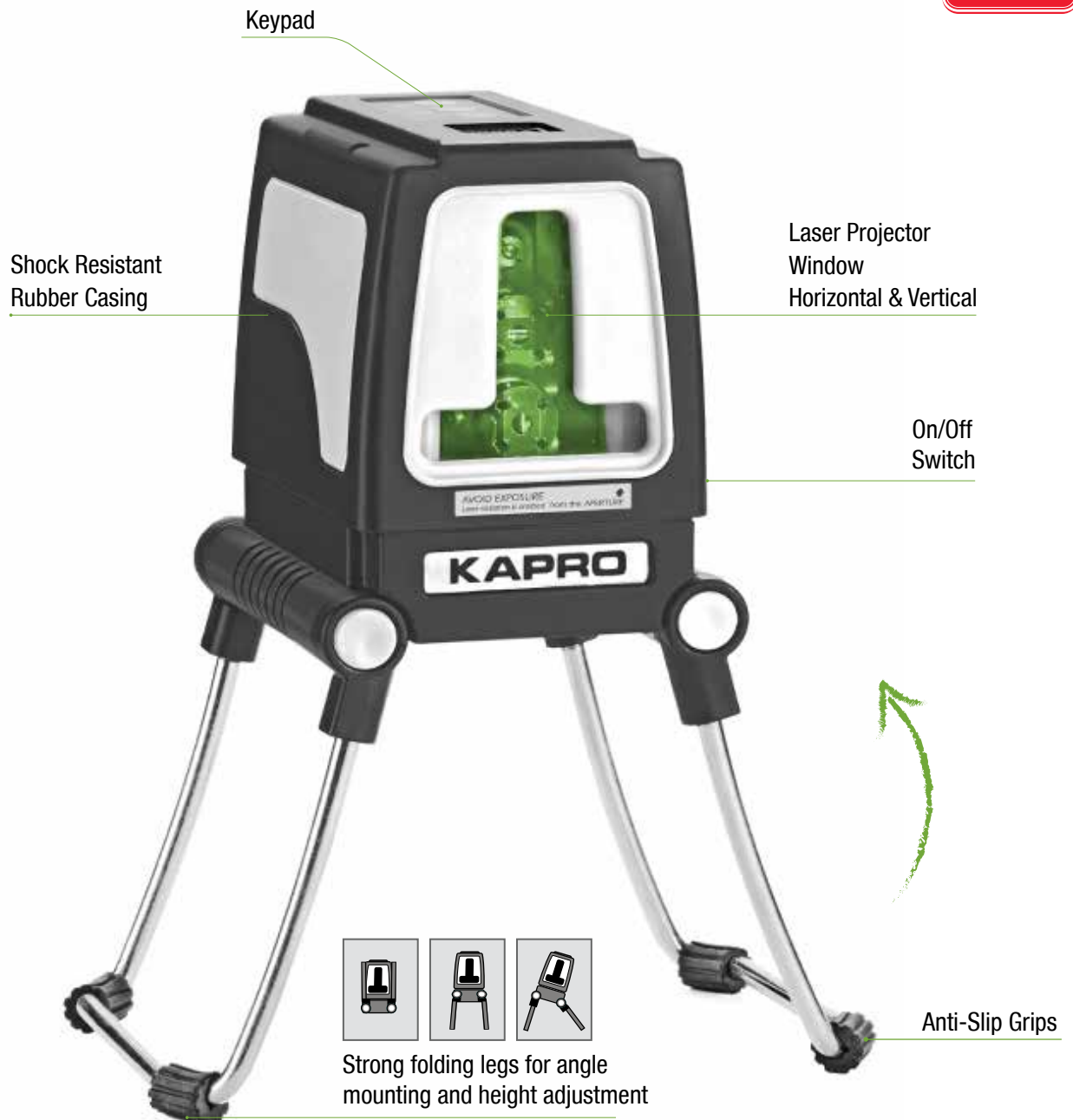
873G SET (873GS)

Laser with pole tripod
up to 3.2m (10.5')

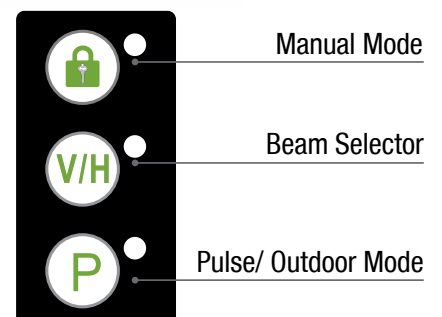
872G PROLASER® PLUS GREEN

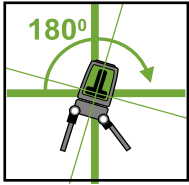
Indoor/Outdoor Free Standing Green Cross-Laser

Patented



894-04G
Laser Detector
For outdoor work (sold separately)





INDOOR OUTDOOR AND TILT MODE

- Intersecting green horizontal and vertical beams at 90°
- Laser range:
 - Indoor: 30m (100')
 - Outdoor with detector: 60m (200')
- Accuracy: 0.2mm/m (0.0002"/")
- Self-leveling range $\pm 3^\circ$
- Manual mode for angular layout/ tilted marking
- Visual and audible "Out of level" warning
- Strong folding legs for angle mounting
- Impact resistant rubber casing
- Tripod ready: 1/4" thread

Includes

- Pouch and tripod adaptor for 5/8" thread (841)

Applications

- Aligning tiles, cabinets, borders, moldings and trims
- Door and window installation
- All types of DIY jobs, including hanging shelves, pictures and more

Options

- Laser with 1.3m tripod (872GS)
- Laser with wall mount (872GL)




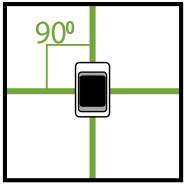
841
5/8" Thread

872G SET (872GS)
Laser with Tripod 1.3m

862G PROLASER® CROSS LINE LASER

Indoor Green Cross-Line Laser





INDOOR AND TILT MODE

- Green cross beams
- Indoor laser range: 20m (65')
- Accuracy: 0.4mm/m (0.0004"/")
- Self-leveling range $\pm 3^\circ$
- Manual mode for angular layout/ tilted marking
- Visual "Out of level" warning
- Tripod ready: 1/4" thread
- V-groove
- Rare-earth magnets
- "Velcro" strip
- Hanging hole

Includes

- Soft carry case

Applications

- Tiling
- Laying cabinets
- Hanging curtains
- Many types of decorative work

Option:

- Laser with 1.3m tripod (862GS)



**862G SET
(862GS)**
Laser with tripod
1.3m (4.2')



842G PROLASER® BAMBINO™

Compact Green Cross Line Laser





INDOOR AND TILT MODE

- Green vertical & horizontal cross beams
- Indoor laser range 15m (50')
- Accuracy: 0.4mm/m (0.0004"/")
- Self-leveling $\pm 3^\circ$
- Manual mode
- Visible "out of level" warning
- Tripod -ready: 1/4" thread

Fields Of Application

- Aligning shelves, pictures, curtains
- Interior design
- Aligning electrical sockets
- Door & window installation

Advantage

- Compact, fits in your toolbox
- User friendly

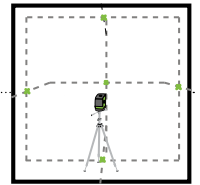
Option

Laser with mini tripod (842GS)



896G PROLASER® 5-DOT

Self-leveling laser pointer



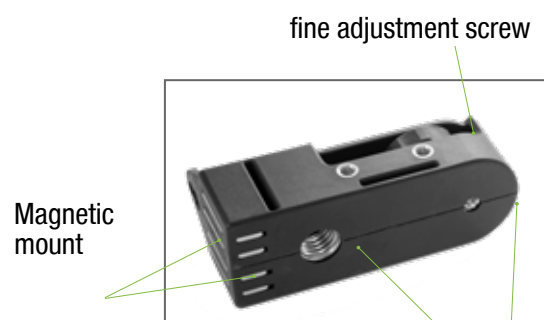
INDOOR
OUTDOOR
AND TILT
MODE



- 5 highly visible green laser dots:
 - 3 level dots at 90° angles & plumb up and down
- Small cross projected at each laser dot
- Tough rubber overlay
- Laser range:
 - Indoor: 65' (20m)
 - Outdoor with detector: 165' (50m)
- Self-leveling range $\pm 3^\circ$
- Accuracy $\pm 4^\circ$
- 1/4" and 5/8" threads

Includes

- Magnetic multi-functional base
- Laser target
- Soft carry case
- 2AA batteries
- "Velcro" straps



Tripod thread
1/4" & 5/8"





8991 PROLASER® ELECTROTA® RED

Self-Leveling Rota-Line

IP65

**WATER & DUST
RESISTANT**

Protective Shock Absorbing Cover

Rotating Head

Laser Window

Carrying Handle

Control Panel

14.5cm (5.7")
18.5cm (7.3")

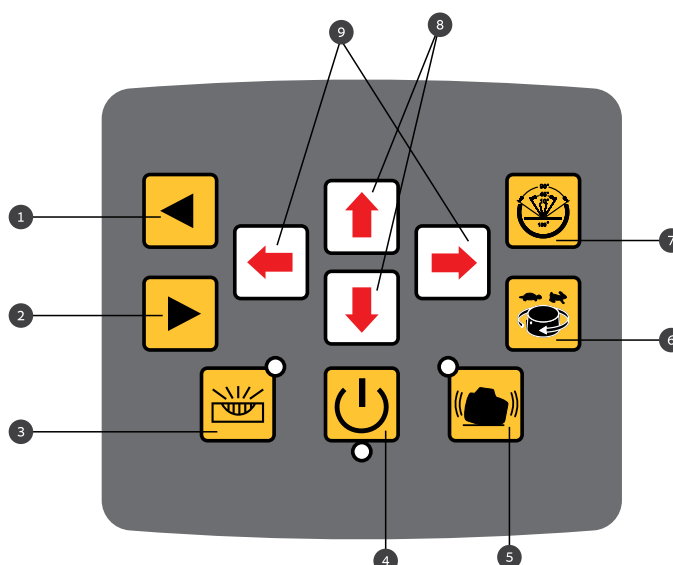


90° Mounting Thread

Tripod Thread 5/8"

Control panel

1. Rotation left
2. Rotation right
3. Manual/Auto Self leveling disabled in manual mode)
4. Power On/Off
5. Automatic drift system
6. Rotation Speed Control
7. Direction Scanning
8. Y-AXIS
9. X-AXIS





INDOOR OUTDOOR AND TILT MODE


- Horizontal or vertical 360° red rotating beam
- Plumb Down and Plumb Up points
- Five variable speeds (0, 60, 120, 300 & 600 rpm)
- Six scan modes create visible laser line
- IP65
- Laser range:
 - Indoor: 50m (165')
 - Outdoor with detector: 300m (980')
- Accuracy: 0.1mm/m (0.0001"/")
- Electronic self-leveling range of $\pm 5^\circ$
- Manual leveling for marking slopes of up to $\pm 5^\circ$ in both X and Y planes
- "Out of range" indicator
- Tripod ready: 5/8" thread downward & 90°

Includes

- Remote control, laser detector, red BeamFinder™ glasses, rechargeable batteries, battery charger- AC/DC converter and a shockproof case

Applications

- Laying foundations
- Wall, fence and deck construction
- Laying water and sewage lines
- Drywall, partitions and acoustic ceilings installations



883N PROLASER® 3D ALL-LINES RED

360° Beams in Every Direction - Indoor & Outdoor Use

IP65

**WATER & DUST
RESISTANT**

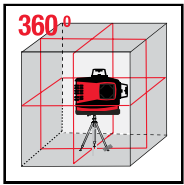


Tripod
Thread 5/8"



Tripod
Thread
1/4"





INDOOR OUTDOOR AND TILT MODE

- Three 360° red laser beams, including:
 - Horizontal
 - Side vertical
 - Forward vertical
- Laser range:
 - Indoor: 30m (100')
 - Outdoor with detector: 60m (200')
- Accuracy: 0.2mm/m (0.0002"/")
- Automatic self-leveling up to $\pm 2.5^\circ$
- Manual mode for tilted marking
- Pulse mode
- Tripod ready: 1/4" & 5/8" thread

Includes


- Multi-functional magnetic mount, laser target and hard carry case

Applications

- Accurately laying out right angles for flooring, drywall installation and deck construction
- Leveling slopes (manual mode)
- Acoustic ceiling installations
- Framing and aligning windows and doors

Options

- 883B with softbag (no wall mount & ceiling clamp)
- 883H with hard case

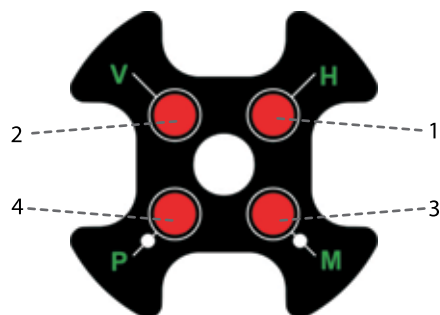


Lithium battery



875 PROLASER® ALL-LINES RED

The Indoor/Outdoor 6 Beam Laser



1. Horizontal Line Button
2. Vertical Lines Button
3. Manual Mode Button
4. Pulse/ Outdoor Mode

Keypad

Surface Level

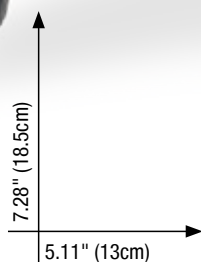
Vertical Laser Output Window X4

Horizontal Laser Output Window

Graduated Scale

Adjustable Support Legs

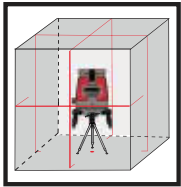
Fine Adjustment Knob



894-04
Laser Detector
For outdoor work (sold separately)



Tripod
Thread 5/8"



INDOOR OUTDOOR AND TILT MODE

- 6 Red laser beams, including:
 - 1 Horizontal
 - 4 Vertical (with a 90° intersection on the ceiling)
 - 1 Plumb dot down
- Laser range:
 - Indoor: 30m (100')
 - Outdoor with detector: 50m (165')
- Accuracy: 0.2mm/m (0.0002"/")
- Self-leveling range $\pm 2.5^\circ$
- Manual mode for tilted marking
- Visual and audible "Out of level" warning
- Rechargeable Lithium battery
- USB connector for battery charging
- Fine adjustment knob
- Tripod ready: 5/8" thread

Includes

- Beamfinder™ glasses, laser target, rechargeable lithium battery, USB cable and soft carry case

Applications

- Setting floor and wall tiles
- Drywall, deck & acoustic ceiling installation
- Framing and aligning windows and doors

Option

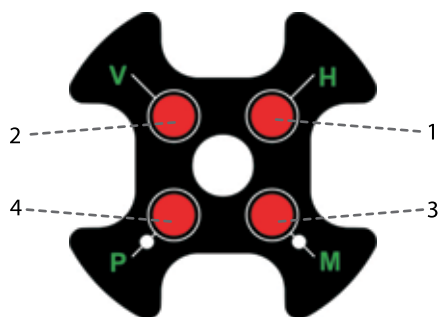
- With tripod & hard carry case (875S)



875 SET (875S)

875 HYBRID PROLASER® ALL-LINES

The Indoor/Outdoor 6 beam Laser - Dual Colour Beams



1. Horizontal Line Button
2. Vertical Lines Button
3. Manual Mode Button
4. Pulse/ Outdoor Mode

Surface Level

Keypad

Vertical Laser Output Window X4

Horizontal Laser Output Window

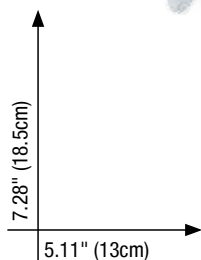
Gradated Scale

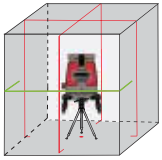
Adjustable Support Legs



Tripod Thread 5/8"

Fine Adjustment Knob





INDOOR OUTDOOR AND TILT MODE


- 6 laser beams, including:
 - 1 Green Horizontal
 - 4 Red Vertical (with a 90° intersection on the ceiling)
 - 1 Plumb dot
- Laser range:
 - Indoor: 30m (100')
 - Outdoor with detector: 50m (165') - 60m (200')
- Accuracy: 0.0002"/" (0.2mm/m)
- Self-leveling range $\pm 3^\circ$
- Manual mode for tilted marking
- Visual and audible "Out of level" warning
- Rechargeable lithium battery
- USB connector for battery charging
- Fine adjustment knob
- Tripod ready: 5/8" thread

Includes

- Beamfinder™ glasses, laser target, rechargeable lithium battery and soft carry case

Applications

- Setting floor and wall tiles
- Drywall, deck & acoustic ceiling installation
- Framing and aligning windows and doors



Lithium battery



962 PROLASER® MULTIBEAM ORBITAL LASER-RED

The Indoor/Outdoor Red beam laser level

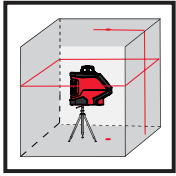
IP65
WATER & DUST
RESISTANT



841
5/8" Thread



894-04 Detector
For outdoor work (sold separately)



INDOOR OUTDOOR AND TILT MODE

- Multibeam RED laser including :
 - 1x Horizontal Orbital Beam
 - 1 x Vertical Beam
 - Plumbdot up & down
- Laser range:
 - Indoor : 30m (100')
 - Outdoor with detector : 50m (165')
- Accuracy : 0.3mm/m (0.0003"/")
- Self Leveling +/- 3°
- Visual "Out of Level" warning
- Manual Mode for Angular layout
- Shock resistant rubber molded casing
- 1/4" Tripod thread

Includes

- Multi-functional magnetic mount, batteries, hard carry case, target

Applications

- Tiling
- Drywall & acoustic ceiling installation
- Framing and aligning windows & doors

Option

- 962B with soft bag & glasses
- 962S with pouch & tripod



870 VHX PROLASER® VIP RED

The Indoor/Outdoor Shielded Cross Line Laser

Manual Mode

Beam Selector

Pulse/ Outdoor Mode



Keypad

IP65
WATER & DUST
RESISTANT

Shock Resistant
Rubber Casing

Laser Projector
Window
Horizontal & Vertical



Tripod
Thread
1/4"

9cm (3.54")
10cm (4.15")

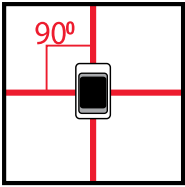


On/Off Switch

841
5/8" Thread



894-04
Laser Detector
For outdoor work (sold separately)



INDOOR OUTDOOR AND TILT MODE

- Red horizontal and vertical cross lines at 90°
- Indoor laser range 30m (100')
- Outdoor laser range 50m (165') with detector
- Accuracy: $\pm 0.2\text{mm/m}$ (0.0002"/')
- Self-leveling range: $\pm 3^\circ$
- Manual mode
- Audio & visible "Out of level" warning
- Pulse mode
- Water and dust proof (IP65)
- Protective rubber over molded casing
- Tripod ready: 1/4" thread

Includes

- Laser target, universal wall mount (886-23), tripod adaptor for 5/8" thread (841) batteries and a soft carry bag

Applications

- Tiling
- Deck installation and exterior layout
- Door and window installation

Option

- Lightweight tripod (886-28)
- Red Laser detector (894-04)



873 PROLASER® RED VECTOR

The Indoor / Outdoor 3X Cross Line Laser

Patented

Manual Mode

Beam Selector

Pulse/ Outdoor Mode

Keypad

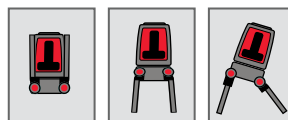
Vertical Window-2

Vertical Window-1

Horizontal Window

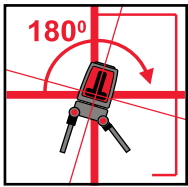
Tripod
Thread
1/4"

Anti-Slip Grips



Strong folding legs for angle
mounting and height adjustment

894-04
Laser Detector
For outdoor work (sold separately)



INDOOR OUTDOOR AND TILT MODE

- 3 Red laser beams, including:
 - 1 Horizontal
 - 2 Vertical (with a 90° intersection)
- Laser range:
 - Indoor: 30m (100')
 - Outdoor with detector: 50m (165')
- Accuracy: 0.2mm/m (0.0002"/")
- Self-leveling range $\pm 3^\circ$
- Manual mode for angular layout/ tilted marking
- Visual and audible "Out of level" warning
- Strong folding legs for angle mounting
- Impact resistant rubber casing
- Tripod ready: 1/4" thread

Applications

- Aligning tiles, cabinets, borders, moldings and trims
- Door and window installation
- All types of DIY jobs, including hanging shelves, pictures and more

Options

- Laser with 3.2m (10.5') pole tripod (873S)
- Laser with wall mount (873L)



873 SET (873S)

Laser with pole tripod
up to 3.2m (10.5')

872 PROLASER® PLUS RED

Indoor/Outdoor Free Standing Red Cross-Beam Laser

Patented



Manual Mode

Beam Selector

Pulse/ Outdoor Mode

Keypad

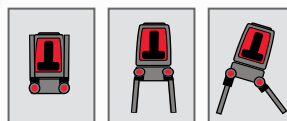
Shock Resistant
Rubber Casing

Laser Projector
Window
Horizontal & Vertical

On/Off
Switch



Tripod
Thread
1/4"

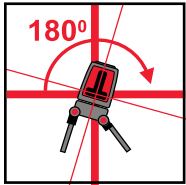


Strong folding legs for angle
mounting and height adjustment

Anti-Slip Grips



894-04
Laser Detector
For outdoor work (sold separately)



INDOOR OUTDOOR AND TILT MODE

- Intersecting red horizontal and vertical beams at 90°
- Laser range:
 - Indoor: 30m (100')
 - Outdoor with detector: 50m (165')
- Accuracy: 0.2mm/m (0.0002"/")
- Self-leveling range $\pm 3^\circ$
- Manual mode for angular layout/ tilted marking
- Visual and audible "Out of level" warning
- Strong folding legs for angle mounting
- Impact resistant rubber casing
- Tripod ready: 1/4" thread

Includes

- Pouch and tripod adaptor for 5/8" thread (841)

Applications

- Aligning tiles, cabinets, borders, moldings and trims
- Deck installation and exterior layout
- Door and window installation
- All types of DIY jobs, including hanging shelves, pictures and more

Options

- Laser with 1.3m tripod (872S)
- Laser with wall mount (872L)



872 SET (872S)
Laser with Tripod 1.3m



872L
Laser with wall mount

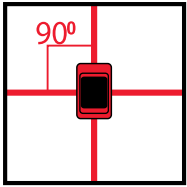


841
5/8" Thread

862 PROLASER® CROSS LINE LASER

Indoor Red Cross-Line Laser





INDOOR AND TILT MODE

- Red vertical, horizontal and cross beams
- Indoor laser range: 20m (65')
- Accuracy: 0.2mm/m (0.0002"/")
- Self-leveling range $\pm 3^\circ$
- Manual mode for angular layout/ tilted marking
- Visual "Out of level" warning
- Tripod ready: 1/4" thread
- V-groove
- Rare-earth magnets
- "Velcro" strip
- Hanging hole

Includes

- Soft carry case

Applications

- Tiling
- Laying cabinets
- Hanging curtains
- Many types of decorative work

Option:

Laser with tripod 1.3m (862S)



862 SET (862S)

Laser with tripod
1.3m (4.2')

842 PROLASER® BAMBINO™

Compact Red Cross Line Laser

Operation LED Indicator

Manual Mode Button

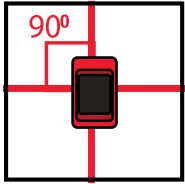
Laser Output Window

On/Off Pendulum Lock Switch

7.6 cm (3") X 6.5cm (2.6")
5cm (2")

Tripod Thread 1/4"





INDOOR AND TILT MODE

- Red vertical & horizontal cross beams
- Indoor laser range 15m (50')
- Accuracy 0.4mm/m (0.0004"/")
- Self-leveling $\pm 3^\circ$
- Manual mode
- Visible "out of level" warning
- Tripod ready: 1/4" thread

Fields Of Application

- Aligning shelves, pictures, curtains
- Interior design
- Aligning electrical sockets

Advantage

- Compact, fits in your toolbox
- User friendly

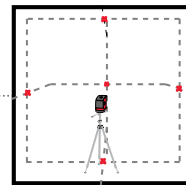
Option

Laser with mini tripod (842S)



896 PROLASER® 5-DOT

Self-leveling laser pointer



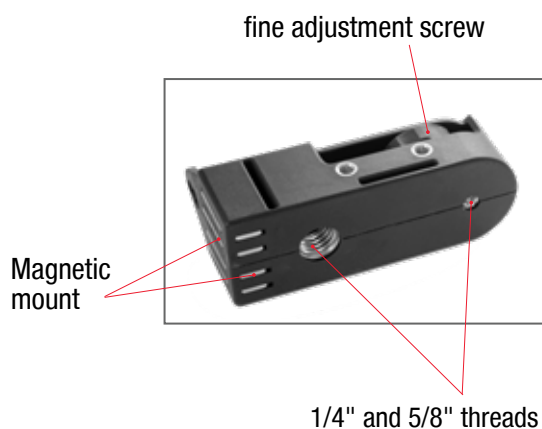
INDOOR
OUTDOOR
AND TILT
MODE



- 5 highly visible red laser dots:
 - 3 level dots at 90° angles & plumb up and down
- Small cross projected at each laser dot
- Tough rubber overlay
- Laser range:
 - Indoor: 65' (20m)
 - Outdoor with detector: 165' (50m)
- Self-leveling range $\pm 3^\circ$
- Accuracy $\pm 4^\circ$
- 1/4" and 5/8" threads

Includes

- Magnetic multi-functional base
- Laser target
- Soft carry case
- 2AA batteries
- "Velcro" straps





397 DEEP VISION™ BORESCOPE

Portable & multi-functional digital video Borescope



INSPECTION
T O O L



3.5" true color LCD Screen display

Power Button

Built in 3.7V Lithium battery

100cm cable

- 8.5mm diameter camera with high protection against dust & water (IP67 RATING)
- Shockproof bi-material casing
- Working Temperature: 0°C - 45°C - / 32°F - 113°F
- 3.5" true color
- 0.3 million pixel camera
LCD Screen display Resolution 320 x 240 pixels
- Zoom x4
- Built in memory card
- 360° LCD image rotation
- Independent light on front
- 100cm cable
- Built in 3.7V Lithium battery

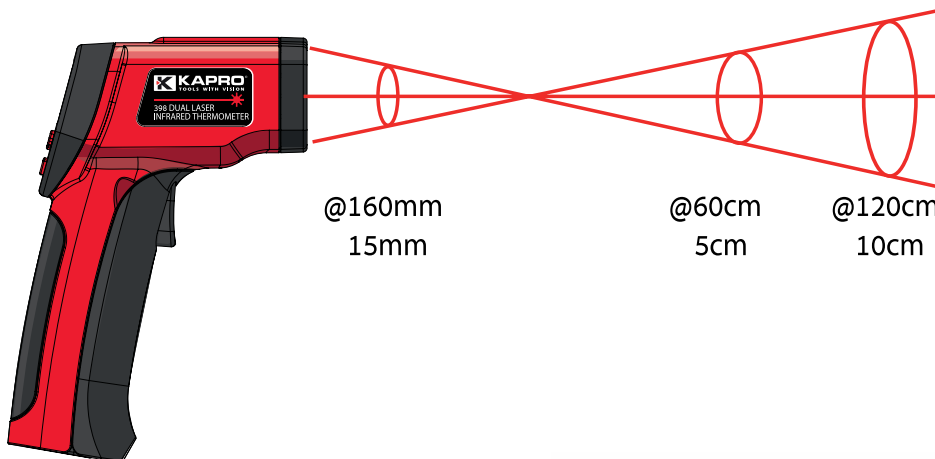


398 THERMOSCAN™

Dual laser infrared thermometer

**INSPECTION
T O O L**

Power Button



- Dual Laser for accurate target
- Temp measurement range: -50°C to 650°C / -58°F to 1202°F
- Emissivity : Adjustable 0.10 ~ 1.0
- Optical resolution : 12:1 Distance to spot size ratio
- Memory Function – up to 20 readings
- Adjustable High/Low set points with audible alarm alerts
- Lock Function for continuous reading
- Temperature readings in °C or °F
- Auto Power off
- 9V Battery – included



399 THERMO-VISION™

Infrared Thermal Imager

NEW

IP54

INSPECTION
T O O L



2.8" TFT display & 160x120
Infrared image resolution

Power Button

USB Port for charging
and data transfer



- Visible image resolution: 0.3 MP
- Represents temperature distribution as visible image in real time
- Temp .Measurement range:
- 20°C to 450°C (-4°F to 842°F)
- Selectable color palette – up to 5 options - each palette is a gradient of colors
- Switchable highest and lowest temperature cursors
- Built in rechargeable 18650 Lithium batteries



379 MOISTURE METER

Protective
removable cap



Detector pins



- Moisture meter for wood or building material
- Temperature sensor for gauging objects Hotness or coldness
- 8 Calibration scales according to wood material
- Hold function to freeze measurement
- Celsius / fahrenheit conversion button
- Ergonomic rubber side for gripping
- Automatic power off operation
- Low battery indicator



INSPECTION
T O O L



389 MULTISCANNER STUD FINDER

Electronic Cable, Metal & Stud Sensor



- Electronic sensors detect:
 - Live AC wires
 - Metal, studs
 - Wood
- Detection depth:
 - Live wires & metal: 50mm (2")
 - Metal pipes 38mm (1 1/2")
 - Wood 18mm (3/4")
- Detection buzzer
- Automatic scan

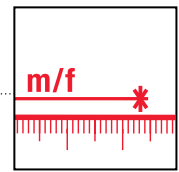
INSPECTION
T O O L



377 KAPROMETER™ K7

With Beamfinder™ Flip Cover

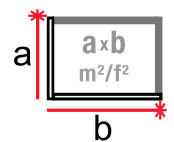
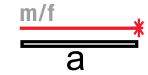
INCLINOMETER



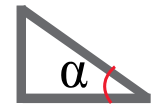
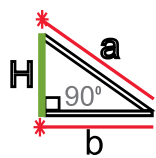
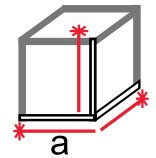
RANGE

UP TO 100m

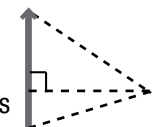
328 ft



a x b x c m³/f³



Double
Pythagoras



Beamfinder™ Flip Cover

Power Button

LCD Screen

Impact-Resistant Rubber Over-Mold



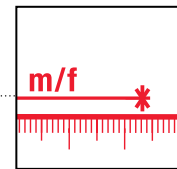
- Measuring range: up to 100m (328')
- Accuracy: $\pm 1.5\text{mm}$
- BeamFinder™ flip cover helps you to clearly locate the laser dot on the intended target surface and protects the keypad
- Measures the shortest distance to target with Dynamic (continuous) measuring
- Measures area, volume, Pythagoras
- Choice of 3 reference points
- Integrated inclinometer
- Bluetooth communication and friendly free application
- Advanced memory function
- Impact-resistant rubber over-mold
- Tripod-ready: 1/4" thread
- Battery indicator



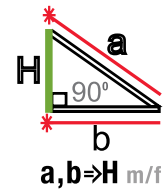
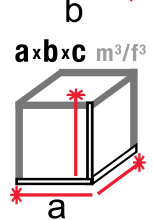
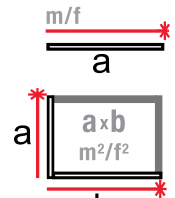
1. LCD Display
2. Indirect Measurement I, II & III
3. Subtraction
4. Timer
5. Reference point
6. Clear / Power
7. Memory Record/ Recall
8. Addition
9. Area / Volume
10. Measure
11. Backlight
12. Dynamic Measuring
13. Units
14. Bluetooth
15. Beamfinder™ Flip cover

363 KAPROMETER™ K-3

With Beamfinder™ Flip Cover



RANGE
UP TO **30m**
100 fit

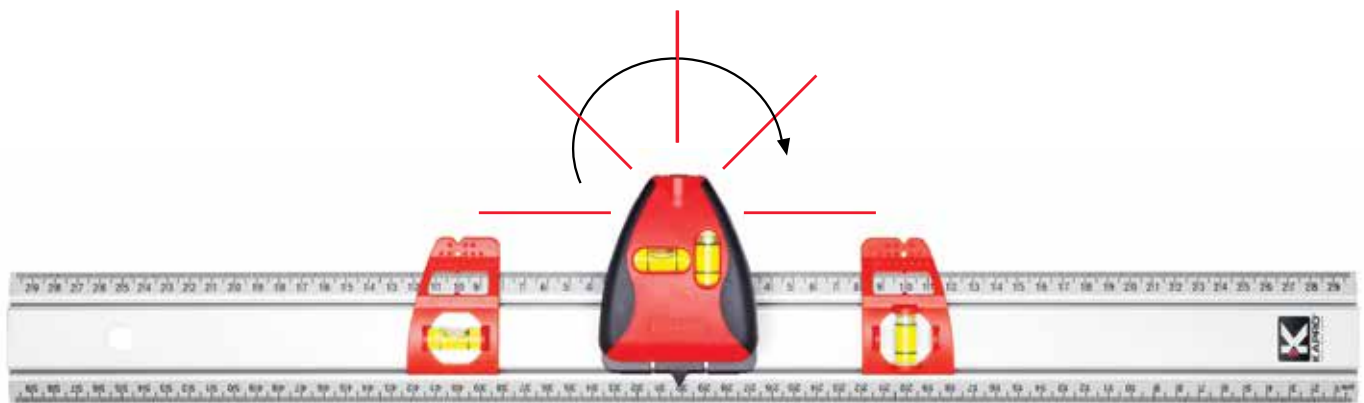


- Accuracy: $\pm 2\text{mm}$
- Measuring Range up to 30m (100')
- BeamFinder™ flip cover offers higher visibility and keypad protection
- Measures: area, volume & pythagorean
- The shortest distance to target with Dynamic (continuous) measuring
- Choice of 2 reference points
- Choice of 5 measuring units
- Backlit LCD display
- Impact-resistant rubber over-mold
- Battery indicator



814 PROLASER® SET-A-SHELF™

Set & Match® with Laser Line



- Highly visible laser beam:
 - Horizontal, vertical or a 45° beam
- 2 cylindrical vials: vertical and horizontal
- Laser range: up to 6m (20')
- "Click-in-place" lock
- "Slide-and-lock" level markers
- Integrated magnetic stud finder

Applications

- Hanging shelves, pictures and mirrors
- Aligning tiles, decorative layouts and patterns



810 PROLASER® NAIL GRIPPER™

Line Laser with Nail and Screw Grip

- Highly visible laser beam
- 2 Cylindrical vials: vertical and horizontal
- Laser range: 6m (20')
- Patented rubber grip holds any size nail or screw
- Pressure-activated power switch
- Magnetic wristband included for holding nails and screws



Applications

- Hanging shelves, pictures and mirrors
- Aligning panels, tiles and wall coverings



893 T-LASER™

Clip-On Marking Laser

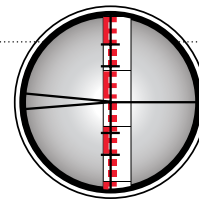
- 90° Highly visible laser beam
- Indoor laser range: 3m (10')
- Spring grip slides onto edge of standard boards (1/4" - 5/8") 6.4mm - 15.9mm
- Manual on/off switch
- Pressure-activated power switch
- Bi-material molded case with rubber overlay
- Handy belt clip

Applications

- For use with drywall, plywood and composition board
- Projects a 90° laser beam for free-form cutting



830 AUTOMATIC OPTICAL LEVEL



zoom x32



- Telescopic zoom X32
- Working range of up to 120m
- Accuracy 1.6mm/30m
- 360° adjustable rotation feature
- Built-in lock to protect mechanism
- Tripod ready: 5/8" thread

Includes

- Optical level, plumb bob, allen key, directional pin and hard case

Applications

- Leveling foundations
- Pipe laying
- Road construction

Options

- Large tripod and surveyors measuring stick (4m)



840G

Beamfinder™ Glasses

Enhances visibility of laser beam



840

Beamfinder™ Glasses


Enhances visibility of laser beam



845

Red Laser Target


- Magnetic
- Special reflective surface
- Graduated target (in/cm)



845G

Green Laser Target

- Magnetic
- Special reflective surface
- Graduated target (in/cm)



894-04G

Green Laser Beam Detector

For use with Pulse enabled laser tools for extended ranges



894-04

Red Laser Beam Detector

For use with Pulse enabled laser tools for extended ranges



886-20

Laser Angle Mount

Accurate indication of inclined angle



886-23

Universal Magnetic Wall Mount



886-08

Mini Tripod

- Mini Tripod with flexible adjustable legs
- Height: 8.26" (21cm)



886-24

Multi-Functional adjustable Magnetic Mount Ceiling Clamp



886-19

Lightweight Adjustable Laser Tripod

- Adjustable legs
- Up to: 60" (150cm)
- Thread 1/4"
- Carrying handle

886-48/28

Tripod for Laser Level



886-48

- Professional tripod – up to 91.3" (2.32 meters), with scale and vial
- 5/8" thread



886-28

- Lightweight tripod – up to 47" (1.50 meter)
- 5/8" thread
- Alignment vial

886-58

Pole with Tripod



- Telescoping pole with locking sections
- 3.2 meters (10.5') maximum height
- Strong lightweight tripod stand with surface level
- Adjustable laser mount with 1/4" UNC thread

886-25 BRACKET



841 TRIPOD ADAPTOR

- Converts tripod thread from 1/4" UNC to 5/8" UNC



886-30

Extendable Pole for Laser Level



- Self-clamping between floor and ceiling
- 3.2 meters (10ft) maximum height
- Includes adjustable laser mount with 5/8" UNC thread

		Beams	Accuracy	Self levelling range	Range	IP Rating	Pulse mode
	8991 PROLASER® SELF-LEVELING ROTA-LINE	1H / 1V + Plumb	±0.0001"/" (0.1mm/m)	±5° (electronic)	980ft (300m)	65	Yes
	883 PROLASER® 3D ALL-LINES	1H + 2V	0.0002"/" (0.2 mm/m)	±3°	230' (70m)	65	Yes
	884G Prolaser® 4D XTRA Green	2H + 2V	±0.00015"/" (±0.15mm/m)	±4°	230' (70m)	54	Yes
	875 PROLASER® ALL-LINES	1H + 4V + Plumb	0.0002"/" (0.2 mm/m)	±2.5°	200' (60m)	54	Yes
	962 PROLASER® MULTIBEAM ORBITAL LASER	1H / 1V + Plumb	0.0003"/" (0.3 mm/m)	±3°	200' (60m)	65	N/A
	870 VHX PROLASER® VIP	1H + 1V	0.0002"/" (0.2 mm/m)	±3°	165' (50m)	65	Yes
	873 PROLASER® VECTOR	1H + 2V	0.0002"/" (0.2 mm/m)	±3°	165' (50m)	54	Yes
	872 PROLASER® PLUS	1H + 1V	0.0002"/" (0.2 mm/m)	±3°	165' (50m)	54	Yes
	862 PROLASER® CROSS LINE LASER	1H + 1V	0.0002"/" (0.2 mm/m)	±3°	65' (20m)	54	N/A
	842 PROLASER® BAMBINO	1H + 1V	0.0004"/" (0.4 mm/m)	±3°	50' (15m)	54	N/A
	896 PROLASER® 5-DOT	5 Dots	0.0004"/" (0.4 mm/m)	±3°	100' (30m)	54	N/A





LAYOUT, MARKING & MEASURING

CUTTING-EDGE DESIGNS

2022/2023



ABOUT US

Kapro is a leading manufacturer and developer of innovative hand tools for the professional and DIY markets.

We make the industry's finest quality spirit levels, laser levels and layout & marking tools. Kapro has built a reputation as the industry's foremost innovator with over more than 100 patents worldwide, covering a comprehensive range of professional applications.

GLOBAL DISTRIBUTION NETWORK

Kapro is a major global player with headquarters in Kadarim, Israel and facilities in China and the USA, all wholly owned by Kapro Industries. Our partners' distribution network has created a leading market presence in over 70 countries throughout Europe, America, Asia, Australasia and Africa.

INNOVATION & DESIGN

Kapro's R&D team has revolutionized layout & measuring tool designing giving the market some of its most ground-breaking features:

The invention of the **Plumb Site® Dual-view™** changed level design forever: the only level feature in the market providing a frontal view of the plumb vial, eliminating parallax error as well as neck and back strain due to vertical plumb jobs.

The introduction of the **Optivision® Red** feature set a whole new standard in vial visibility by creating a strong color definition around the spirit levels' bubble; the clearest, most visible vial on the market today.

In addition to these market-changing features, Kapro develops tools especially designed for different professions such as drywall installation, plumbing and electrical work.

In the laser department, our **patented strong folding legs** for angle mounting and height adjustment with anti-slip grips has made positioning easier and faster.

Kapro's impressive line of powerful Prolaser® levels with multiple combination sets offers customers a staggering array of choices.

QUALITY

Kapro is dedicated to excellence in every aspect of development: production, distribution, sales and marketing.

We use only the highest quality materials and components; from the strongest yet lightest steel and aluminum spirit levels to the most advanced, reliable modules in laser levels.

Kapro is the only level manufacturer in the world to carry the prestigious VPA mark of quality and all our manufacturing facilities are certified compliant with ISO Standards 9001, 14001 and SA8000. All Kapro lasers and electronic products carry FDA and CE certification, comply with RoHS, WEEE and REACH regulations.

Beyond all certifications, Kapro has strict testing standards to which all our products are submitted, to insuring the highest accuracy in the market.

The Kapro brand represents high quality tools with innovative designs.

SERVICE & VALUE

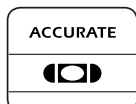
The Kapro team has a culture of service; producing high quality marketing and advertising materials, maintaining a strong web presence and above all, consistently availing ourselves to our customers and responding to their needs.

The Kapro team offers outstanding customer service and high quality, innovative products with added value.

KAPRO TOOLS WITH VISION™

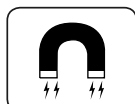
Success begins with vision.

At Kapro, we transform great ideas into superbly crafted tools.



Precision

Solid acrylic vials are individually calibrated

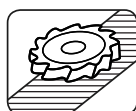


Magnetic

Powerful magnet for accurate hands-free use

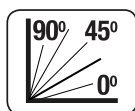


90° Angle



Milled Surface

Finely milled profile for extra accuracy



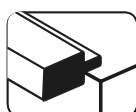
Angles

Variable angles for building and framing



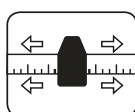
Lock

Lock mechanism



Ledge

Ledge support



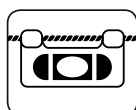
Sliding

Sliding markers



Chalk Diaphragm

Clean chalk refill port




Retractable line level



Fast rewind mechanism



Ergonomic handle



End hook

Versatile attach to nails, ledges & tacks into drywall attachables to use

KAPRO TOOLS WITH VISION™

CHALK LINES

211 PLUMB BOB CHALK LINE Classic Design



Set: 211S

- Durable Easy Grip™ case
- All-in-one end hook: attaches to nails, ledges and tacks into drywall
- Break-resistant & powder absorbent chalk line string
- Clean chalk refill – won't spill
- Wall mount & storage hanger

- 85g (3oz) Capacity
- 30m (100') Line

Optional:

Set with 113g (4oz) red or blue chalk bottle (211S)



213 ERGONOMIC CHALK LINE Rubber "Nose" for Perfect String Tension



Set: 213S

- Ergonomic handle
- Rubber "nose" for perfect string tension
- All-in-one end hook: attaches to nails, ledges and tacks into drywall
- Break-resistant & powder absorbent chalk line string
- Clean chalk refill – won't spill
- Wall mount & storage hanger

- 85g (3oz) Capacity
- 30m (100') Line

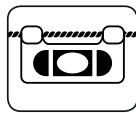
Optional

- Set with 113g (4oz) red or blue chalk bottle (213S)



214 SURE GRIP CHALK LINE & LEVEL

- Shockproof bi-material case
- “Sure grip” ergonomic handle
- Retractable line level clicks into chalk line
- **6X Faster rewind** & string lock mechanism
- All-in-one end hook: attaches to nails, ledges and tacks into drywall
- Break-resistant & powder absorbent chalk line string
- Clean chalk refill – won’t spill
- Wall mount & storage hanger
- 85g (3oz) Capacity
- 30m (100') Line



201 ZINC CHALK LINE Plumb Bob Design

- Heavy-duty zinc body
- Doubles as a plumb bob
- Solid end hook: attaches to nails and ledges
- Highly absorbent polyester chalk line string
- 85g (3oz) Capacity
- 30m (100') Line



222 CHALK BOTTLES

Bottle volumes:

- 113 g (4 oz)
- 226 g (8 oz)
- 1 Kg (2.5 lb)
- 2 Kg (5 lb)

Colors:

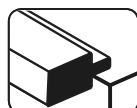
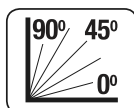
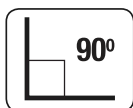
- Blue
- Red



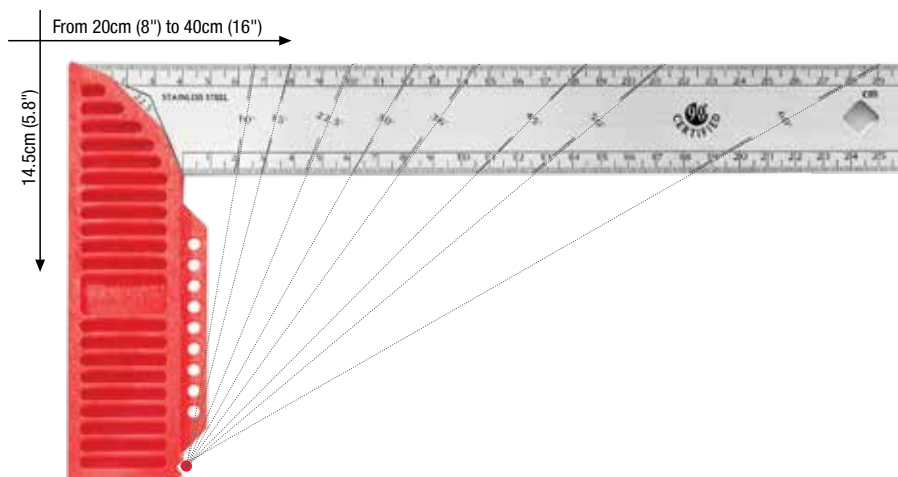
SQUARES & ANGLES

325 MAGNETIC LOCK COMBINATION SQUARE

- Ruler length: 30cm (12")
- Easy-Grip™ magnet-held stainless steel scribe
- Heavy-duty zinc body
- Magnetic lock adjustment
- 5 Milled sides
- Permanently etched ruler markings (cm or in)
- Stainless steel blade
- Easy-to-read vial
- Heavy-duty cast zinc body
- Belt holster included

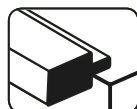
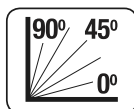
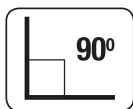


309 LEDGEND™ SQUARE

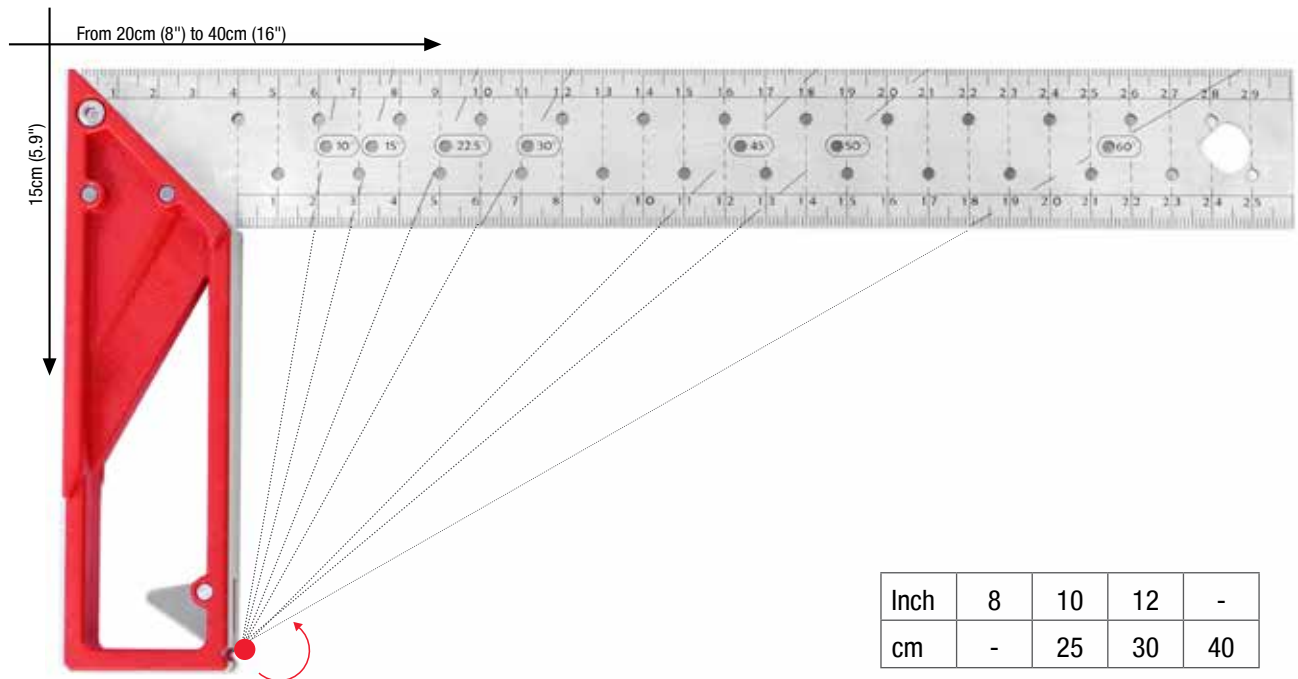


Inch	8	10	12	16
cm	20	25	30	40

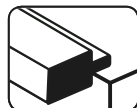
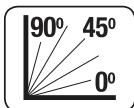
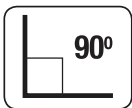
- Unique support ledge
- High-impact polymer handle
- Permanently etched stainless steel blade
- 22.5°, 45°, 67.5° and 90° angles for beveling and framing
- cm/in gradations
- Stainless steel blade
- Certified 90°
- Marking point



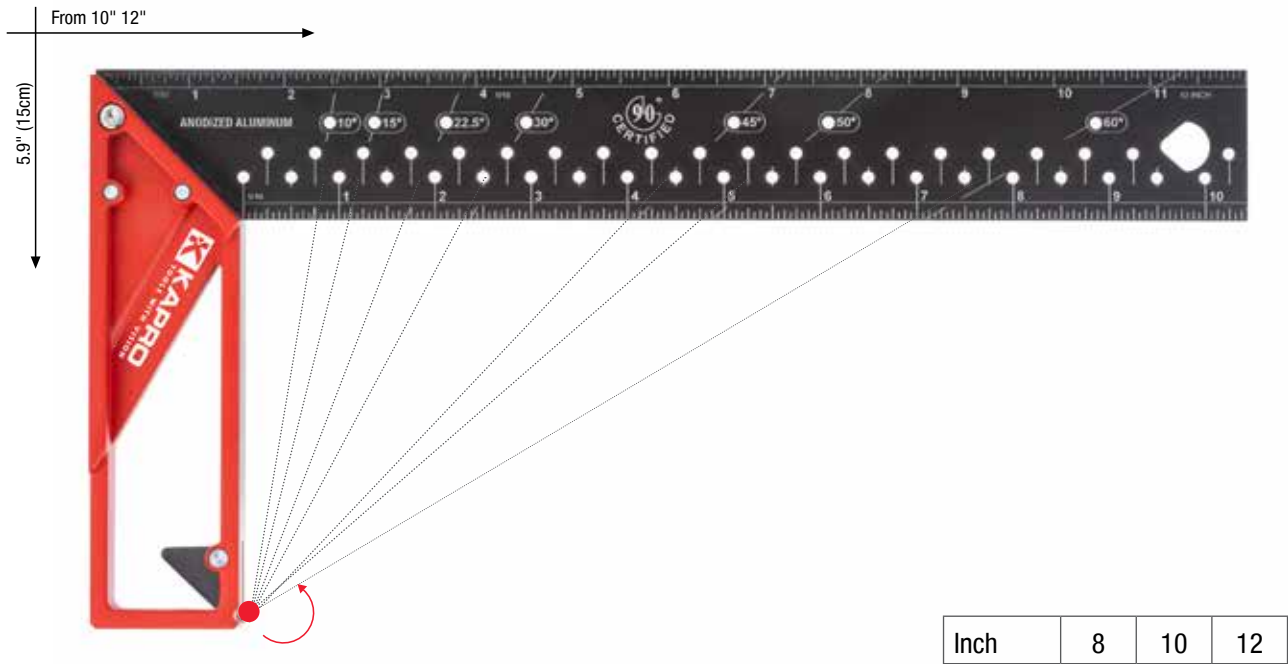
353 LEDGE-IT SQUARE The Holiest of Squares



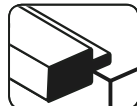
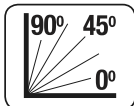
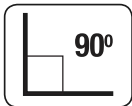
- Certified 90° angle
- Aluminum cast handle
- Stainless steel ruler
- 3 Milled surfaces
- Two-sided 30° cast-in handle platform
- Retractable metal ledge support
- Etched cm gradations
- Etchings and holes at 10°, 15°, 22.5°, 30°, 45°, 50° & 60° for beveling and framing
- Holes every cm (1/2" Imperial) for fluid pencil marking
- Marking groove on handle
- Hanging hole



354 LEDGE-IT SQUARE Anodized aluminum blade

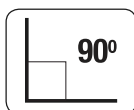
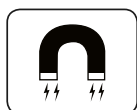


- 90° Certified
- Aluminum cast handle with 4 milled surfaces
- Anodized aluminum 1/8" blade with etched markings
- Retractable metal ledge support
- Etchings and holes at 10°, 22.5°, 30°, 45°, 50° & 60° (in 10" and 12")
- Parallel marking holes every 1/4", for accurate marking



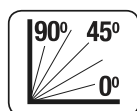
352 COMBINATION SQUARE

- Ruler length: 30cm (12")
- Heavy-duty zinc body
- Milled on all sides
- Permanently etched ruler markings (cm or in)
- Stainless steel blade
- Easy to read vial
- Heavy-duty cast zinc body




303 CERAMIC HOLE MARKER

- Fits all standard tile dimensions
- Two hole sizes (72mm, 32mm) for electrical outlets and pipes
- Half-hole for taking measurements after faucet installation
- Angle markings on handle – every 15°
- Durable PVC sliding ruler (inch/cm gradations)
- Strong fiberglass reinforced polymer handle
- Ergonomic screw lock
- 90° Wing for perfect accuracy, designed for work with spacers
- Easy-to-read vial



444 ERGOCAST™ RAFTER SQUARE 7"

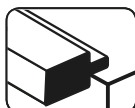
- Durable & lightweight Ergocast™ material
- Molded-in conversion tables
- Easy-to-read graduations
- Base enables easy marking and cutting



446 SPEEDY 7" & 12"

High Definition Anodized Rafter Square


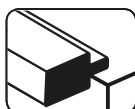
- Solid Aluminum body for greater durability and accuracy
- Permanent laser graduations with easy to read numbers
- 0° - 90° Protractor scale



446 SPEEDY TRIM SQUARE 4"

High Definition Anodized trim Square

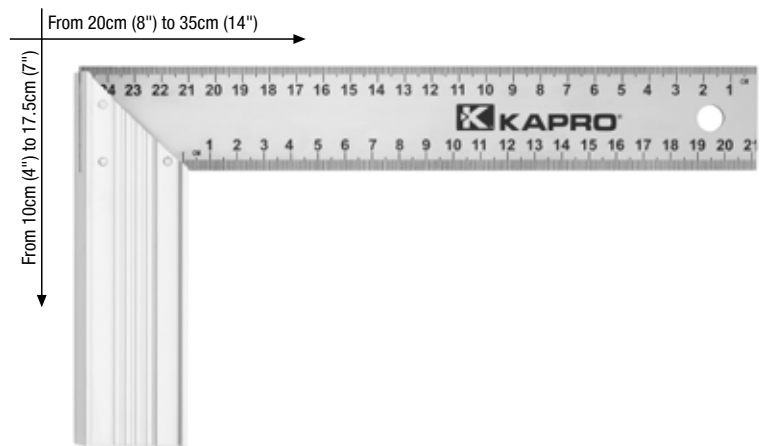
- Anodized Aluminum body for greater durability and accuracy
- Laser etched, easy to read graduations
- 1/4 in. and 3/8 in. dual reference heel
- Milled edges for maximum accuracy



307 TRY & MITRE SQUARE

- Solid riveted construction
- Permanently etched gradations (cm or in)
- Stainless steel non-corrosive tempered blade
- Certified 90°

Inch	8	10	12	14
cm	20	25	30	35




305 FRAMING SQUARE

- Heavy-duty painted steel frame
- Durable high visibility printing for all work conditions
- Complete conversion and rafter tables printed on reverse side

Available lengths:

- 30cm x 20cm (12" X 8")
- 60cm x 40cm (24" X 16")

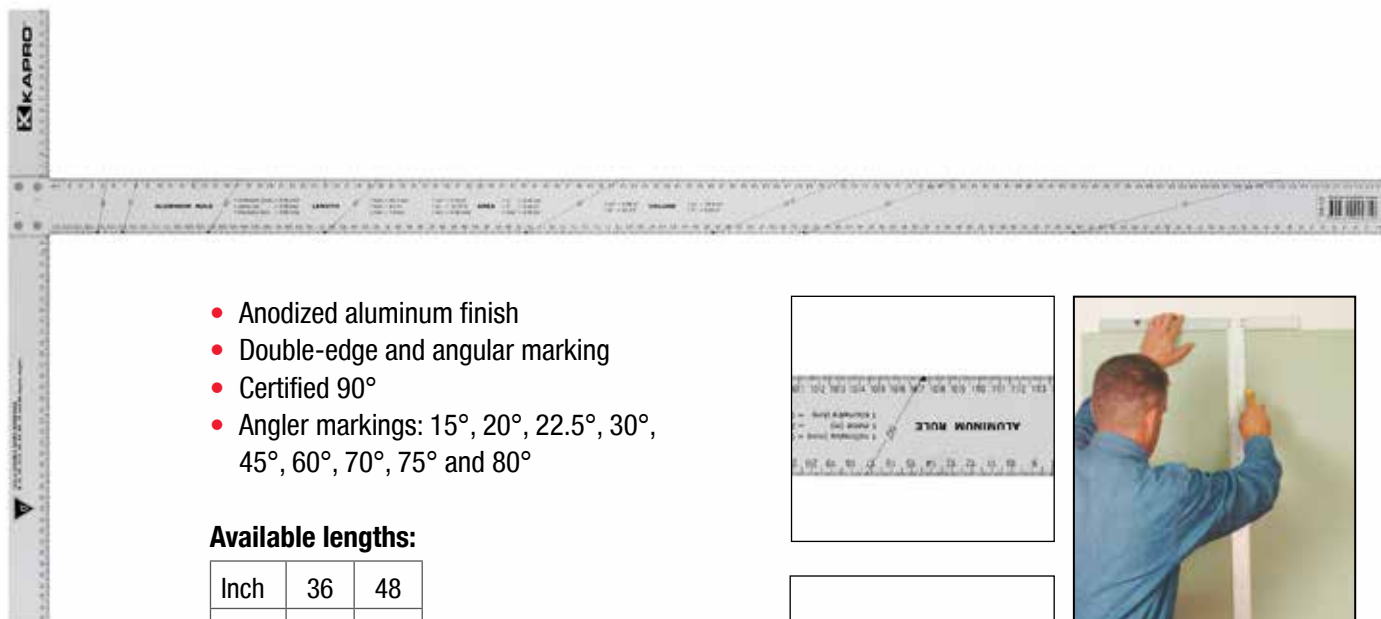


301 T-BEVEL

- Easy-to-read vial
- Built-in 5mm (3/16") trim gauge on side and bottom
- Angle markings on handle
- Etched stainless steel blade and bolt
- Inch/cm gradations
- Tough rubber handle inserts




316 DRYWALL T-SQUARE



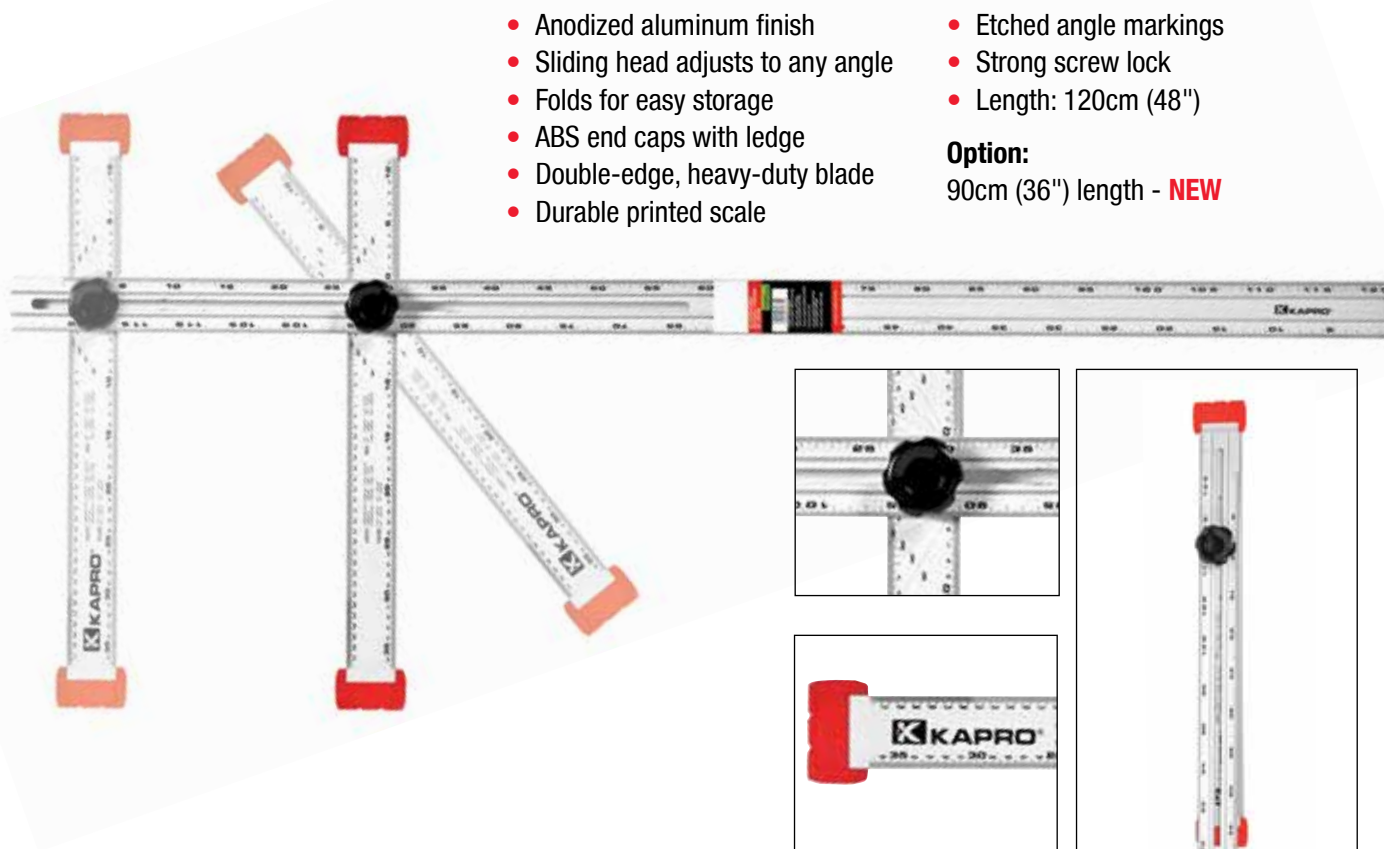
- Anodized aluminum finish
- Double-edge and angular marking
- Certified 90°
- Angler markings: 15°, 20°, 22.5°, 30°, 45°, 60°, 70°, 75° and 80°

Available lengths:

Inch	36	48
cm	90	120





317 ADJUSTABLE T-SQUARE



- Anodized aluminum finish
- Sliding head adjusts to any angle
- Folds for easy storage
- ABS end caps with ledge
- Double-edge, heavy-duty blade
- Durable printed scale

- Etched angle markings
- Strong screw lock
- Length: 120cm (48")

Option:
90cm (36") length - **NEW**



306 RULER



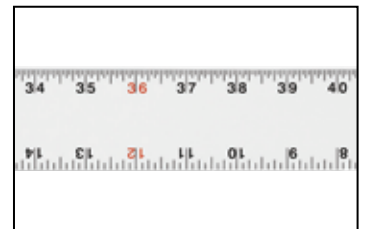
- Wear-resistant UV cured screen printing
- Printed scale accurate to 0.7mm/m
- Anodized aluminum
- Width: 3cm (1.2")



308 STRAIGHT EDGE




- Contractor grade
- Wear-resistant UV cured screen printing
- Printed scale accurate to 0.7mm/m
- Anodized aluminum
- Width: 5cm (2")



312 CUTTING EDGE




- Wear-resistant UV cured screen printing
- Printed scale accurate to 0.7mm/m
- Anodized aluminum
- Width: 6cm (2.4")



Standard ruler lengths

Inch	8	12	16	20	24	32	40	48
cm	20	30	40	50	60	80	100	120

314 SET & MATCH® SYSTEM The Ultimate Layout and Marking Tool



Custom-build your own layout & marking tool in seconds!

Just “slide & lock” your choice of accessory for the perfect drywall, carpentry or multi-purpose laser tool.

- Patented Set & Match® Ruler
- 2 Cylindrical slide & lock vials:
 - Horizontal
 - Vertical
- Non-slip foam backing

Inch	20	24	30	32	40	48
Centimeter	50	60	75	80	100	120



314-89 Handle & Sliding Knife Guide

Auto-lock for a sure grip & spring-loaded sliding. Knife guides: slide along the ruler - lock in place. Doubles as a pencil guide. Prevents accidents.



314-90 T-Square

- Built in storage
- Magnetic bar for holding nails & screws



814 Laser line with Stud Finder

- Laser range 6m (20')
- 2 cylindrical vials for:
 - Horizontal, vertical or 45° lines
- “Click-in-place” lock
- Slide & lock level markers

630 TELESCOPIC ALUMINUM RULER



- Height reading at eye level
- Solid construction maintains accuracy
- Easy to store

Feet	10	12
Meter	3	4

313 MEASURE MATE The Ultimate Home-Improvement Tool



Level
Sturdy triangular
profile + 2 easy-
to-read vials



Align
Sliding markers:
set & transfer
measurements



Cut
Sliding knife guide:
safe & accurate



Center
Zero & center
point scales



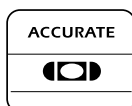
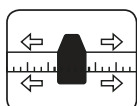
Place
Electrical & plumbing
scale for power sockets &
faucets



Grip
Nail gripper and drill
bit diameter gauge for
safe and easy nailing

Available lengths:

- 30cm (12")
- 60cm (24")
- 120cm (48")



TAPES, MEASURES & RULERS

510 OPTIVISION™ MAGNETIC MEASURING TAPE

- Heavy duty double-printed blade for horizontal and vertical reading
- Triple-colored printing for quick & easy reading
- Nylon coated abrasion resistant blade
- Self-locking blade
- Push button retrieval
- Magnetic end hook
- Sturdy belt clip
- Ergonomic design



Lengths

M	3 (non-magnetic)	5	8
---	---------------------	---	---



650 LONG STEEL TAPE

- Long steel nylon coated tape 13mm wide
- Double-printed, glare-free tape for easy reading
- Heavy duty ABS with TPR covered housing
- High speed tape retrieval (3:1 geared)
- Multi-purpose end hook



660N POWER REEL

- Speedy tape retrieval
- Strong fiberglass coated tape
- Heavy duty ABS TPR covered case
- Marking spike
- Ergonomic handle

Available lengths

- 30m
- 50m



601 MEASURING WHEELS

- Lightweight durable telescopic handle
- Metric or imperial reading available

Available wheel diameters

- 10cm (4")
- 30cm (12")



206 FOLDING RULER



- Robust, solid beech wood sections
- Multilayer surface treatment
- Milled ends on scale sections
- Lubricated steel locks & brass fittings
- Centimeter gradations

Available lengths


- 1m
- 2m

275S CARPENTER'S SHARPENER & PENCILS SET

- For all carpenter's pencils
- Available carded with pencil set
- Top quality
- Pencils won't crumble during sharpening



275 CARPENTER'S SHARPENER





SPIRIT LEVELS

A NEW LEVEL OF VISIBILITY

2022/2023



ABOUT US

Kapro is a leading manufacturer and developer of innovative hand tools for the professional and DIY markets.

We make the industry's finest quality spirit levels, laser levels and layout & marking tools. Kapro has built a reputation as the industry's foremost innovator with over more than 100 patents worldwide, covering a comprehensive range of professional applications.

GLOBAL DISTRIBUTION NETWORK

Kapro is a major global player with headquarters in Kadarim, Israel and facilities in China and the USA, all wholly owned by Kapro Industries. Our partners' distribution network has created a leading market presence in over 70 countries throughout Europe, America, Asia, Australasia and Africa.

INNOVATION & DESIGN

Kapro's R&D team has revolutionized layout & measuring tool designing giving the market some of its most ground-breaking features:

The invention of the **Plumb Site® Dual-view™** changed level design forever: the only level feature in the market providing a frontal view of the plumb vial, eliminating parallax error as well as neck and back strain due to vertical plumb jobs.

The introduction of the **Optivision®** Red feature set a whole new standard in vial visibility by creating a strong color definition around the spirit levels' bubble; the clearest, most visible vial on the market today.

In addition to these market-changing features, Kapro develops tools especially designed for different professions such as drywall installation, plumbing and electrical work.

In the laser department, our **patented strong folding legs** for angle mounting and height adjustment with anti-slip grips has made positioning easier and faster.

Kapro's impressive line of powerful Prolaser® levels with multiple combination sets offers customers a staggering array of choices.

QUALITY

Kapro is dedicated to excellence in every aspect of development: production, distribution, sales and marketing.

We use only the highest quality materials and components; from the strongest yet lightest steel and aluminum spirit levels to the most advanced, reliable modules in laser levels.

Kapro is the only level manufacturer in the world to carry the prestigious VPA mark of quality and all our manufacturing facilities are certified compliant with ISO Standards 9001, 14001 and SA8000. All Kapro lasers and electronic products carry FDA and CE certification, comply with RoHS, WEEE and REACH regulations.

Beyond all certifications, Kapro has strict testing standards to which all our products are submitted, to insuring the highest accuracy in the market.

The Kapro brand represents high quality tools with innovative designs.

SERVICE & VALUE

The Kapro team has a culture of service; producing high quality marketing and advertising materials, maintaining a strong web presence and above all, consistently availing ourselves to our customers and responding to their needs.

The Kapro team offers outstanding customer service and high quality, innovative products with added value.

KAPRO TOOLS WITH VISION™



VPA CERTIFICATION

VPA Prüf- und Zertifizierungs GmbH is the leading certification organization that tests, evaluates and certifies the quality and adherence of tools to German standards and regulations.

The German VPA CERTIFIED seal attests to the safety and the quality of the products with comprehensive testing procedures and continuous supervision.

The VPA tests cover:

- Level accuracy according to VPA laboratory standard
- Chemical testing of PAHs for plastics and compliance with German standards
- Reliability and breakage testing to determine the level's strength
- Safety tests according to German standard parameters
- Full-scope inspections according to all the applicable standards and guidelines
- Regular supervision processes

The tests are based on the following regulation

- EC directives
- EN, ISO, IEC standards
- Legal regulations
- National technical standards
- Rules of technology and safety engineering
- Tested Safety (GS) mark

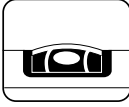
Kapro offers VPA certified products that testify to the highest quality and standards with which we operate and manufacture levels you can rely on and we can be proud of.

Success begins with vision.

At Kapro, we transform great ideas into superbly crafted tools.



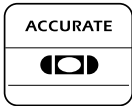
Plumb Site® Dual-View™ Vial
Unique front view of the vertical vial



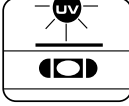
Magnified Vial
Better readability



2%
Gradient lines up to 2%
More precise



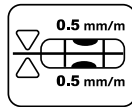
Precision
Solid acrylic vials are individually calibrated



UV Resistant
Strong resistance to the fading effects of sunlight



Magnetic
Powerful magnetic surface for accurate hands-free leveling



Reversibility
Up to 0.5mm/m in all positions



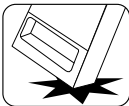
Angle Finder
Transfer angle measurements



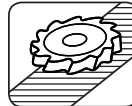
Lifetime Vial Warranty
Solid acrylic vials are guaranteed not to fog, leak or break



Shockproof Vials
Superior longevity



Shockproof End Caps
Protects the level's integrity and accuracy



Milled Surface
Finely milled profile for accuracy



V-GROOVE
For pipe & conduit leveling



VPA

Vial accuracy certified by
VPA Germany

KAPRO TOOLS WITH VISION™

CONTENTS

▶	OPTIVISION RED SERIES	7
▶	BOX LEVEL	11
▶	SPECIALTY LEVELS	19
▶	CAST LEVEL	26
▶	I-BEAM LEVELS	30
▶	TOOLBOX LEVELS	33
▶	POCKET LEVELS	39
▶	POST & PIPE LEVELS	41
▶	LINE & SURFACE LEVELS.....	43
▶	SCREEDS.....	44
▶	LEVELS & SLEEVES BAGS.....	45



OPTIVISION® Red

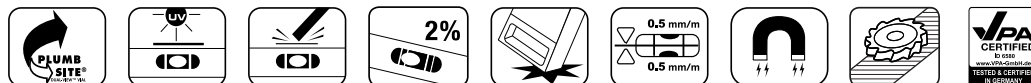
Creates the effect of strong color definition around the bubble in contrast to the white vial background and clear liquid.

OPTIVISION SERIES

905 CONDOR™ The Professional Box Level with OPTIVISION® Red



1.6 mm



946g/m

- 3 Solid acrylic shockproof vials, including:
 - 1 OPTIVISION® Red tilted horizontal vial with gradient lines up to 2%
 - 1 Plumb Site® Dual-View™ with RedEffect™
- Accuracy: <0.0005 in/in (0.5mm/m)
- Finely milled surface (up to 120cm / 48")
- Bridge at horizontal vial for increased body strength
- Continuous marking surface

- Wall-grip feature
- Ergo Grip™ rubber handle
- Shockproof end caps

Patented

Option

- Magnetic model: 905M
- 12 Piece display

Inch	24	48	72
905-41-XX	•	•	•
905-41-XXM	•	•	•

905DG OPTIVISION® DIGITAL LEVEL



1.8 mm



0.5mm/m (0.0005in/in.)

IP65



946g/m

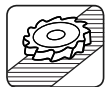
- IP65 rating – Dust & water resistant
- HOLD function
- MODE function: Degree/percentage/pitch (cm/m & in/ft)
- Recalibration function and “False Zero”
- Digital accuracy: 0.05° at level & plumb 0.2° at other angles
- 45° Backlit, tilted LCD display
- 180° Readout – readable when inverted
- Buzzer at 0°, 45° and 90°
- **Powerful magnets**

- Finely milled base
- Wall-grip
- Large silicone buttons
- Shock-absorbing rubber end caps
- 2 Solid acrylic shockproof vials including:
 - 1 OPTIVISION® Red tilted horizontal vial with gradient lines of up to 2%
- Battery indicator

Patented

Inch	24	48	72
905DG-XX	•	•	•
905DG-XXM	•	•	•

930 SMARTCAST™ Professional Mason's Level with OPTIVISION® Red



Patented

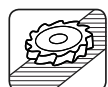
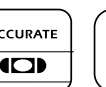
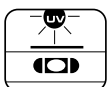
0.0005in/in. (0.5mm/m)

- 2 Solid acrylic shockproof vials, including:
 - 1 Tilted OPTIVISION® Red horizontal vial with gradient lines up to 2%
 - 1 Vertical with RedEffect™
- Accuracy: <0.0005 in/in (0.5mm/m)
- Finely milled surface
- Bridge at horizontal vial for increased body strength

- Heavy-duty cast aluminum body
- Hanging hole
- Shock-absorbing rubber strike caps & end caps

Inch	16	24	32
930-XX	•	•	•

935 OPTIVISION® RED ToolBox Level 10" (25cm)



0.0005in/in. (0.5mm/m)

472g

- 3 Solid acrylic shockproof vials, including:
 - 1 Tilted OPTIVISION® Red horizontal vial with gradient lines up to 2%
 - 1 Vertical vial
 - 1 Angle transfer with gradient markings
- Accuracy: <0.0005 in/in (0.5mm/m)
- Finely milled surface with V-groove
- Bridge at horizontal vial for increased body strength
- Heavy-duty cast aluminum tapered body

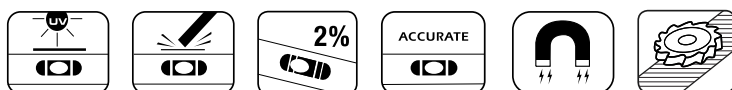
- Rare-earth magnets
- Advanced impact rubber resistance end caps

Patented

Option

Fixed third vial at 45°

946 SMARTY™ Magnetic Cast Aluminum Level 4" (10cm)



0.0005in/in. (0.5mm/m)

Patented

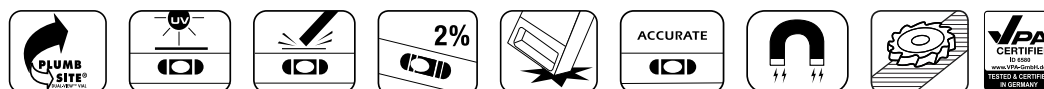
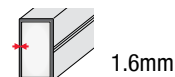
- Solid acrylic tilted OPTIVISION® Red horizontal vial with gradient lines up to 2%
- Accuracy: <0.0005 in/in (0.5mm/m)
- Durable cast aluminum tapered body
- Large base with Rare-Earth magnets

- Shockproof rubber side grips
- Finely milled surfaces
- Belt clip

6 Piece display
24cm x 6.5cm x 21cm
9.4" x 2.55" x 8.2"



705 EAGLE™ Optivision® Red - Box level



0.0005in/in. (0.5mm/m)



- 2 or 3 Solid acrylic shockproof vials, including :
- 1 OPTIVISION® Red horizontal vial with magnified effect and gradient lines up to 2%
- Accuracy : 0.0005 in/in (0.5mm/m)
- Reinforced profile
- Continuous marking surface
- Milled surface (up to 120cm/48")

- Wall-grip feature
- Bi-material shock-absorbing rubber end caps

Option

- Plumb Site® Dual-View™ vial with RedEffect™ (705P)
- Magnetic model: 705M
- 12 Piece display

Patented

Inch	24	48	72
705-41P-XX	•	•	•
705-41P-XXM	•	•	•

BOX LEVELS

995 VULCAN™ The Next Generation



- 3 Solid acrylic shockproof vials, including:
 - 1 Plumb Site® Dual-View™ vial
 - 1 Magnified horizontal vial
 - 1 Vertical vial
- Accuracy: <0.0005 in/in (0.5mm/m)
- 2 Finely milled surfaces (up to 120cm /48")
- V-groove for pipe measurements
- Reinforced profile
- Ergonomic handle
- Wall-grip feature
- Shock absorbing rubber end caps

Option

- Magnetic model: 995M
- 12 Piece display

Inch	24	36	48	72	78	96
995-41-XX	•	•	•	•	•	•
995-41-XXM	•	•	•	•	•	•

990 ZEUS™ The High-End Professional



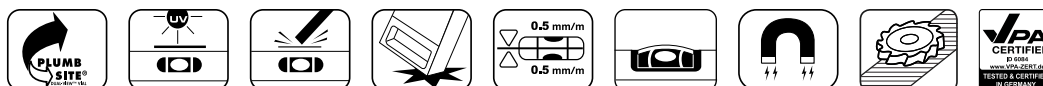
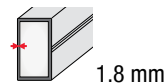
- 3 Solid acrylic shockproof, epoxy locked vials including:
 - 2 Plumb Site® Dual-View™ vials
 - 1 Magnified horizontal vial
- Accuracy: <0.0005 in/in (0.5mm/m)
- 2 Finely milled surfaces (up to 48")
- Ergonomic "air-cushioned" handles
- Ergo Grip™ non-slip feature
- Bridge at horizontal vial for increased body strength
- Continuous marking surface
- End caps with "air-cushioned" shock absorbers
- Wall-grip feature

Option

- Magnetic model: 990M
- 12 Piece display

Inch	24	36	48	72	96
990-41-XX	•	•	•	•	•
990-41-XXM	•	•	•	•	•

985 XL APOLLO™ Heavy-Duty Professional Box Level



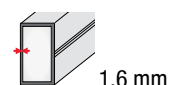
- 3 Solid acrylic shockproof vials, including:
 - 1 Plumb Site® Dual-View™ vial
 - 1 Magnified horizontal vial
 - 1 Vertical vial
- Accuracy: <0.0005 in/in (0.5mm/m)
- 2 Finely milled surfaces (up to 120cm /48")
- Ergo Grip™ non-slip handle
- Shock absorbing rubber end caps

Option

- Magnetic model: 985M
- 12 Piece display

Inch	24	32	36	48	72	78	96
985-41X-XX	•	•	•	•	•	•	•
985-41X-XXM	•	•	•	•	•	•	•

781P GENESIS™ Contractor Box Level



0.0005in/in. (0.5mm/m)



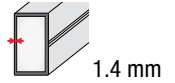
- 2 to 3 Solid acrylic epoxy locked vials, including:
 - 1 Plumb Site® Dual-View™ vial
 - 1 Horizontal vial with gradient lines up to 2%
- Accuracy: <0.0005 in/in (0.5mm/m)
- Milled surface (up to 120cm /48")
- Shock absorbing rubber end caps
- Wall-grip feature

Option

- Magnetic Plumb Site® model: 789PM
- Without Plumb Site® model: 789, 789M
- Lightweight model: 789L
- 12 & 24 Piece display

Inch	24	36	48	72
781/789-41P-XX	•	•	•	•
781/789-PM-XX	•		•	•

787 HELIUS™



0.0005in/in. (0.5mm/m)



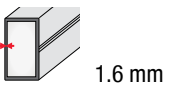
- 2 to 3 Solid acrylic shockproof vials :
 - 1 Horizontal vial with gradient lines up to 2%
- Finely milled surface (up to 120cm /48")
- Accuracy: <0.5mm/m (0.0005 in/in)
- Wall-grip feature
- Shock absorbing rubber end caps

Option


- Magnetic model: 787M
- 12 Piece display

Inch	24	48
787-40-XX	•	•
787-40M-XX	•	•

987XL SATURN™



0.0005in/in. (0.5mm/m)



- 3 Solid acrylic shockproof vials, including:
 - 1 Magnified Horizontal vial
 - 2 Vertical vials
- Accuracy: <0.0005 in/in (0.5mm/m)
- Finely milled surface (up to 120cm /48")
- Rubber handle (2 handles from 80cm/32")
- Wall-grip feature
- Shock absorbing rubber end caps

Option

- Magnetic model: 987M
- 12 Piece display

Inch	24	48	72
987-41X-XX	•	•	•
987X-41X-XXM	•	•	

977 NEPTUNE™



1.6 mm



0.0005in/in. (0.5mm/m)



650g/m

- 3 Solid acrylic shockproof vials, including:
 - 1 Horizontal vial with gradient lines up to 2%
 - 2 Vertical vials
- Accuracy: <0.0005 in/in (0.5mm/m)
- Finely milled surface (up to 120cm /48")
- Wall-grip feature
- Shock absorbing rubber end caps

Option

- Magnetic model: 977M
- 12 Piece display

Inch	24	48
977-41-XX	•	•
977-41M-XX	•	•

779 SPIRIT™



1.3 mm



0.0005in/in. (0.5mm/m)



571g/m

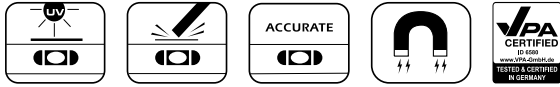
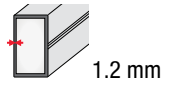
- 2-3 Solid shockproof acrylic vials
- Accuracy: <0.0005 in/in (0.5mm/m)
- Milled surface (up to 120cm /48")
- Wall-grip feature
- Shock absorbing rubber end caps

Option

- Magnetic model: 779M
- 30 Piece dispenser display (20cm/8")

Inch	8	12	24	30	48	72	120
779-40-XX	•	•	•	•	•	•	•
779-40M-XX	•	•	•	•	•	•	•

752 MERCURY™



0.0005in/in. (0.5mm/m)



- 2 to 3 Solid acrylic shockproof vials, including: horizontal and vertical
- Accuracy: <0.5mm/m (0.0005 in/in)
- Hanging hole
- Shock absorbing rubber end caps

Option

- Magnetic model: 752M

Inch	8	12	16	20	24	32	40	48	60	72	80
752-40-XX	•	•	•	•	•	•	•	•	•	•	•
752-40M-XX	•	•	•	•	•	•	•	•	•	•	•



985 DOOR JAMB SET

78" & 32" Magnetic Heavy-Duty Professional Box Levels

Kapro's professional Door Jamb set is based on a set of 78" and 32" 985 Apollo Magnetic Box levels. These levels combine the best of 2 worlds – they keep the traditional design of a classic Box-beam level while offering all the state of the art features that make your work easier, quicker and more accurate. The 985 features a horizontal 270° magnified breakproof Solid Acrylic vial and 2 plumb Solid Acrylic vials, all at the highest accuracy of < 0.0005 in/in (0.5mm/m), fully reversible. The 985 is one of the toughest levels in the industry.

- 3 solid acrylic, epoxy locked vials, including:
 - 1 Plumb Site® Dual-View™ vial
 - 1 horizontal magnified vial
- 2 milled surfaces on lengths up to 48"
- Extra strong Rare Earth magnets
- Shock absorbing bi-material end caps
- Ergo Grip™ non-slip handles
- Accuracy: <0.0005 in/in. (0.5mm/m)



985T & 724B MASONRY SET

Heavy duty tiler & mason level

Professionals working tough jobs require tough tools. Kapro's 985T Titan was built to meet the hefty demands of the job site and provide stellar accuracy. It features a specially designed, shock-absorbing surface along its entire length. Tap it, knock it – Apply force however you need to while working with brick or tile with confidence. The 985T is designed handle-free for a heavy-duty, full profile with the added benefit of easy cleaning on messy job sites.

The Titan boasts an impressive accuracy of 0.0005 in./ 1 in. (0.5 mm/m), even under pressure from trowel or mallet blows. It features a magnified vial for a superior read for any inside or outdoor work site. The finely milled base ensures precision each and every time. Kapro vials are individually hand-calibrated by experts and thus have achieved the coveted VPA Germany tested & certified seal. Work as hard as Kapro does knowing that your vials are warranted for accuracy for life.

Add the toughest level on the market to your tool box and see the Kapro difference today.

985T TITAN™ Heavy Duty Tiler & Mason Level

- Magnified horizontal vial with gradient lines up to 2%
- 2 Vertical vials
- 1 Finely milled surface
- Top edge high impact polymeric overlay for absorbing hammer and mallet blows
- Shock absorbing rubber endcaps
- 0.0005"/" accuracy in normal position

724 CAST TOOLBOX LEVEL

- 2 Solid acrylic shockproof vials: horizontal & vertical
- Accuracy: < 0.0005 in/in (0.5mm/m)
- Milled surface
- Cast aluminum body



985B SHOWER & BATH SET























59" & 32" Magnetic Heavy-Duty Professional Box Levels

The 985B shower and bath set comes with the perfect duo of Kapro's 32" and 59" Apollo levels. This Heavy-Duty professional set offers so much that its competitors do not. These strong, robust levels have 3 solid acrylic vials with lifetime warranty on the accuracy, 2 finely milled surfaces on the 32" level and let's not forget the Dual-View Plumb site feature, ergo grip non slip handles and shock absorbing hand grips.

What more could you want in a bath and shower set? Perfect tools for tiling a standard 5 ft. tub.

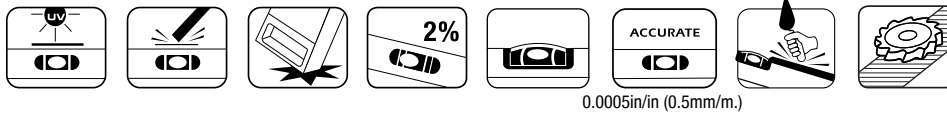
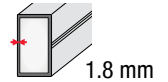
- 3 solid acrylic, epoxy locked vials, including:
 - 1 Plumb Site® Dual-View™ vial
 - 1 horizontal magnified vial
- 2 milled surfaces on lengths up to 48"
- Extra strong Rare Earth magnets
- Shock absorbing bi-material end caps
- Ergo Grip™ non-slip handles
- Accuracy: <0.0005 in/in. (0.5mm/m)



BOX LEVELS											
905 CONDOR™ 	946g/m	1.8mm	•	•	•	•	•	•		•	•
990 ZEUS™ 	1.10kg/m	2.2mm	•	•	•	•	•	•	•	•	•
995 VULCAN™ 	890g/m	2mm	•	•	•		•	•	•	•	•
985XL APOLLO™ 	870g/m	1.8mm	•	•	•		•	•	•	•	•
987XL SATURN™ 	736g/m	1.6mm		•	•		•	•	•	•	•
977 NEPTUNE™ 	650g/m	1.6mm		•	•	•	•	•		•	•
705 EAGLE™ 	665g/m	1.6mm	•	•	•	•	•	•		•	•
781P GENESIS™ 	605g/m	1.6mm	•	•	•	•	•	•		•	•
787 HELIUS™ 	516g/m	1.4mm		•	•	•	•	•		•	•
779 SPIRIT™ 	571g/m	1.3mm		•	•		•	•		•	•
752 MERCURY™ 	437g/m	1.2mm		•	•		•	•		•	

SPECIALTY LEVELS

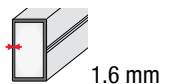
985T TITAN™ Heavy Duty Tiler & Mason Level



- Magnified horizontal vial with gradient lines up to 2%
- 2 Vertical vials
- 1 Finely milled surface
- Top edge high impact polymeric overlay for absorbing hammer and mallet blows
- Shock absorbing rubber endcaps
- 0.0005in/in accuracy in normal position

Inch	24	48
985T-XX	•	•

770 EXODUS™ The Ruler in Levels



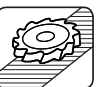

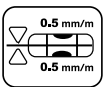
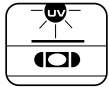
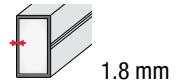
- 3 Solid acrylic shockproof vials, including:
 - 1 Horizontal vial with gradient lines up to 2%
 - 1 Vertical vial
 - 1 45° vial
- Accuracy: <0.0005 in/in (0.5mm/m)
- Precise straightedge ruler
- Finely milled surface (up to 120cm / 48")
- Wall-grip feature
- Shock absorbing rubber end caps

Option

- Magnetic model: 770M
- 12 Piece cardboard display

Inch	12	24	32	48	72
770-42-XX	•	•	•	•	•
770M-42-XX	•	•	•	•	•

905DG CONDOR™ The Digital Level with OPTIVISION® Red



0.0005in/in. (0.5mm/m)

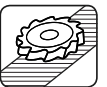

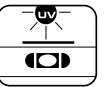
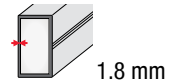
- IP65 rating – Dust & water resistant
- HOLD function
- MODE function: Degree/percentage/pitch (cm/m & in/ft)
- Recalibration function and “False Zero”
- Digital accuracy: 0.05° at level & plumb, 0.1° at other angles
- 45° Tilted LCD display with backlight
- 180° readout – readable when inverted
- Buzzer at 0°, 45° and 90°
- Finely milled surface
- Wall-grip feature
- Large silicone buttons
- Shockproof end caps
- 2 Solid acrylic shockproof vials including:
 - 1 OPTIVISION® Red tilted horizontal vial with gradient lines of up to 2%
- Battery indicator

Inch	24	48	72
905DG-XX	•	•	•

985D DIGIMAN™ Professional Magnetic Digital Level



2.4" (6cm)



SV
Not included



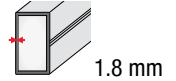
0.0005in/in. (0.5mm/m)

- 2 Solid acrylic vials, including:
 - 1 Plumb Site® Dual-View™ vial
 - 1 Horizontal vial
- Digital accuracy: <0.1° at level & plumb, <0.2° at other angles
- 45° Tilted LCD display with backlight
- 180° Readout – Readable, when level is inverted
- HOLD function for transferring measurements
- MODE function (Degree/percentage/pitch)
- Memory recall - 9 measurements
- Buzzer at 0°, 45° and 90°
- Recalibration function & "False Zero"
- Large silicon buttons, easy to use while wearing gloves
- 2 Finely milled surfaces with Rare-Earth magnets (not on 10")
- Ergo Grip™ handles and shockproof end caps
- Waterproof bag

Inch	10	24	48
985D-10	•		
985D-24B		•	
985D-48B			•



985DL DIGIMAN™ Professional Magnetic Digital Level



- 2 Solid acrylic shockproof vials including:
 - Plumb Site® Dual-View™ vial – Break-proof solid acrylic horizontal vial
- Digital accuracy: $<0.1^\circ$ at level and plumb, $<0.2^\circ$ other angles
- 45° tilted LCD display with backlight;
- 180° readout – display remains straight when the level is upside-down; Buzzer at 0° , 45° and 90°
- Laser dot with a 165' (50m) range; Tripod ready - $1/4"$ thread

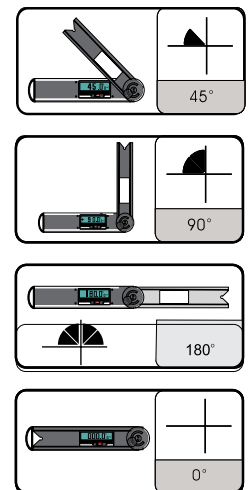
- Memory recall – 9 measurements
- Ergo Grip™ handles Shockproof end caps
- HOLD function for transferring measurements MODE function: Degree/percentage/pitch
- False zero - slope measurements for proper water drainage and ADA compliance
- Rainproof & dust resistant
- Large silicon buttons which are easy to use while wearing gloves

- Two finely milled surfaces with extra strong rare earth magnets
- Includes a soft carry case

Inch	24	48
985DL-24B	•	
985DL-48B		•

992 DIGITAL BEVEL 10" (25cm)

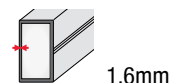
Precise Angle Measurer and Level



- 1 Horizontal vial
- Digital accuracy: $<0.1^\circ$
- Clear digital display
- 180° Readout – Readable, when level is inverted
- Adjustable blade locks at any angle
- Easy recalibration
- Reference angle "False Zero"
- Anodized aluminum profile

773 DRYWALL LEVEL 36" (90cm)

Magnetic Stud Layout Level



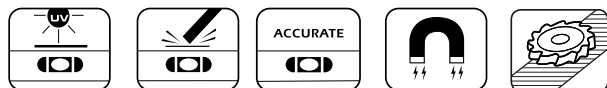
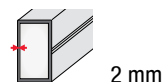
0.0005in/in. (0.5mm/m)



- 2 Solid acrylic shockproof vials including:
 - 1 Plumb Site® Dual-View™ vial
 - 1 Horizontal vial with gradient lines 2%
- Accuracy: <0.0005 in/in (0.5mm/m)
- Milled surface
- Magnetic stud slots and markers at 40cm and 60cm
- Rare-earth magnets
- Tough aluminum box level profile
- Shock absorbing end caps

105 TOPGRADE™

Gradient Level up to 2%



0.0005in/in. (0.5mm/m)



- 3-6 Solid acrylic vials (depending on level length) including:
 - 3-5 Horizontal
 - 1 Vertical
- Accuracy: <0.0005 in/in (0.5mm/m) on all vials
- Accurate slope measurements up to 2%
- Milled surface

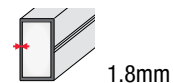

Option

- Magnetic model: 105M

Inch	24	40	48
Vials	3+1 vials	5+1 vials	5+1 vials
105-XX	•	•	•

104 DRAINAGE LEVEL 40" (100cm)

Gradient Level up to 10%

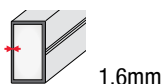


0.0005in/in. (0.5mm/m)



- 1 Horizontal solid acrylic vial
- Accuracy: <0.0005 in/in (0.5mm/m)
- Sets measuring slopes up to 10%
- Exact length for easy use

103 INCLINOMETER Gradient Level



0.0005in/in. (0.5mm/m)



- 1 Horizontal solid acrylic vial
 - Accuracy: <0.0005 in/in (0.5mm/m)
 - Scale in degrees and percentages
- Option**
- Magnetic model: 103M

Inch	8	12	16	20	24	32	40	48
103-01-XX	•	•	•	•	•	•	•	•

393 DIGI PRO The Pocket Digital Bevel



IP54


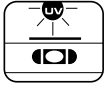



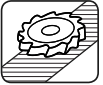
- Digital accuracy:
 - $\pm 0.1^\circ$ at level & plumb
 - $\pm 0.2^\circ$ at other angles
- LCD display with backlight
- Automatic digit inversion
- "False Zero" measurements
- Magnetic base

121 BAMBOO LEVEL



- Durable wood, reinforced with heavy-duty aluminum frame
- Impact resistant, UV and fogging protected Solid Acrylic vials
- Manually calibrated vial pair for maximum accuracy
- Shock absorbing rubber end caps
- Easy-clean coating for best maintenance

Inch	24	48
121-41-XX	•	•

SPECIALTY LEVELS					ACCURATE 0.5mm/m		
985T TITIAN®		•	•	•	•		•
905DG DIGIMAN®	•	•	•	•	•	•	•
985DL CONTOR		•	•	•	•	•	•
985D	•	•	•	•	•	•	•
773 DRYWALL LEVEL	•	•	•		•	•	•
770 EXODUS™		•	•	•	•	•	•
992 DIGITAL BEVEL			•		•		
103 INCLINOMETER		•	•		•	•	
105 TOPGRADE™		•	•		•	•	•
104 DRAINAGE LEVEL		•	•	•	•		
121 BAMBOO LEVEL				•			
393 Pocket Digital Bevel						•	

CAST LEVELS

950 SWIVEL PLUMB SITE® 18" (45 cm)

Saving you time with a 5X wider view of the Plumb site and the top-down view from any position



0.0005in/in. (0.5mm/m)

1.2kg

- 3 Solid acrylic epoxy locked vials, including:
 - 1 Swivel Plumb Site®
 - 1 Magnified Horizontal
 - 1 Vertical
- Accuracy: <0.0005 in/in (0.5mm/m)
- Milled surface
- Ultra-durable high pressure cast aluminum profile
- Oversized Shock-proof rubber end caps with anti-slip feature

Option

- Magnetic model: 950M

Patented

720 SUPERCAST™



0.0005in/in. (0.5mm/m)

- 2 solid acrylic vials
- Milled surface
- Heavy-duty cast aluminum tapered (trapezoid) body
- Accuracy: < 0.0005 in/in. (0.5 mm/m)

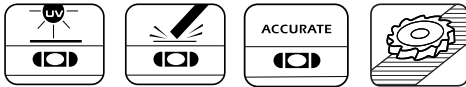
Option

- Magnetic model: 723
- Adjustable horizontal vial on 12" and 32" lengths

Inch	12	16	24
Weight	320g	370g	510g
720-XX	•	•	•

730 TOPCAST™

2" (5cm)



0.0005in/in. (0.5mm/m)

- 2 Solid acrylic vials, including:
 - 1 Horizontal
 - 1 Vertical
- Accuracy: <0.0005 in/in (0.5mm/m)
- Milled surface
- 2 Heavy-duty cast aluminum "anvil" strike pads
- Drill bit diameter gauge

Inch	16	24	32
Weight	460g	750g	890g
730-XX	•	•	•

820 SUPERCAST™

2" (5cm)




0.0005in/in. (0.5mm/m)

- 3 Solid acrylic vials, including:
 - 1 Adjustable horizontal with gradient lines up to 2%
 - 2 Vertical
- Accuracy: <0.0005 in/in (0.5mm/m)
- 2 Milled surfaces
- Heavy-duty cast aluminum body

Inch	24	32
Weight	790g	990g
820-XX	•	•

920 SHARK®

1.8" (4.5cm)




















0.0005in/in. (0.5mm/m)

Patented

- 2 Solid acrylic vials, including:
 - 1 Plumb Site® Dual-View™ vial
 - 1 Epoxy locked horizontal vial with gradient lines up to 2%
- Accuracy: <0.0005 in/in (0.5mm/m)
- Milled surface
- Heavy-duty cast aluminum tapered (trapezoid) body
- Shock absorbing rubber "anvils"
- Option**
 - Magnetic model: 920M

Inch	24	32
Weight	470g	630g
920-10-XX	•	•



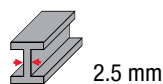
CAST LEVELS									
930 SMARTCAST™ 		•	•	•	•	•			•
720 SUPERCAS™ 		•	•			•		•	•
950 SWIVEL PLUMB SITE® 	•	•	•		•	•	•	•	•
920 SHARK® 	•	•	•	•		•		•	•
730 TOPCAST™ 		•	•			•			•
731 EIFFEL™ 		•	•			•			•
820 SUPERCAS™ 		•	•	•		•			•

I-BEAM LEVELS

175 MAXPRO™ Professional I-Beam Level



0.001 in./in. (1 mm/m)



- 3 Cylindrical vials:
 - 1 Horizontal vial with window for top-down view
 - 1 Vertical vial
 - 1 45° vial

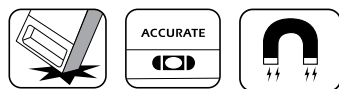
- V-groove base non magnetic version
- Accuracy: 1 mm/m (0.001"/")
- Heavy duty aluminum frame
- ABS handle
- Shock absorbing rubber end caps

Option

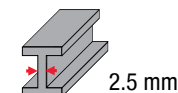
- Model 185: I-Beam with two milled surfaces

Inch	24	32	36	48	72
175-82-XX	•	•	•	•	•

176 MAXPRO™ MAGNETIC Professional I-Beam Level



0.5 mm/m (0.0005 in./in.)

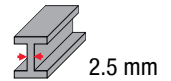


- 3 Cylindrical vials, including:
 - 1 Horizontal vial with window for top-down view
 - 1 Vertical vial
 - 1 45° Vial
- Magnetic strip

- Accuracy: 0.0005"/" (0.5 mm/m)
- Heavy duty aluminum frame
- ABS handle
- Shock-absorbing rubber end caps

Inch	24	32	36	48	72
176-82-XX	•	•	•	•	•

170 SAMSON™ Contractor I-Beam Level



0.001in/in.(1mm/m)



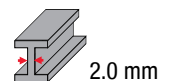
- 3 Cylindrical vials, including:
 - 1 Plumb Site® Dual-View™
 - 1 Horizontal
 - 1 Vertical
- Accuracy: < 0.001 in/in (1mm/m)
- 2 Milled surface (up to 120cm /48")
- Heavy-duty aluminum frame
- Ergonomic rubber handle
- Shock absorbing rubber end caps

Option

- Magnetic model: 170M
- 45° vial

Inch	24	48	72
170-81-XX	•	•	•
170-81-XXM	•	•	
170-82-XX	•	•	

150 I-BEAM LEVEL Quality I-Beam Level



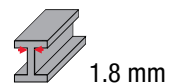
- 3 Cylindrical vials, including:
 - 1 Plumb Site® Dual-View™ vial
 - 1 Horizontal
 - 1 Vertical vial
- V-groove for easy pipe leveling
- Sturdy aluminum frame

Option

- Magnetic model: 159
- Angle finder vial: 150-86













Inch	24	36	48	72
150-81-XX	•	•	•	•
159-81-XX	•		•	

130 I-BEAM LEVEL Value I-Beam Level



- 2- 3 Cylindrical vials, including: Vertical, horizontal and 45°
- base for pipe/conduit
- Comfortable hand grip
- ABS end caps

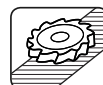
Inch	24	48
130-62-XX	•	•

I-BEAM LEVELS				ACCURATE  0.5mm/m			
175 MAXPRO™ 			•	•		•	•
176 MAXPRO™ 			•	•	•	•	•
170 SAMON™ 	•		•	•	•	•	
150 I-BEAM LEVEL 	•	•		•	•	•	•
130 I-BEAM LEVEL 				•		•	•



TOOLBOX LEVELS

923 CAST TORPEDO LEVEL 10" (25cm)

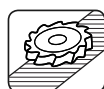
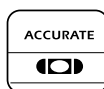
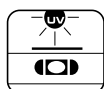


0.0005in/in. (0.5mm/m)



- 3 Solid acrylic vials, including:
 - Plumb Site® Dual-View™ vial
 - Epoxy locked horizontal vial
 - 45° Angle vial
- Accuracy: <0.0005 in/in (0.5mm/m)
- Milled surface with rare-earth magnets
- Heavy-duty cast aluminum body
- V-groove for pipes/conduit

724 CAST TOOLBOX LEVEL 10" (25cm)



0.0005in/in. (0.5mm/m)



- 2 Solid acrylic shockproof vials: horizontal & vertical
- Accuracy: < 0.0005 in/in (0.5mm/m)
- Milled surface
- Cast aluminum body

Options

- Magnetic model: 724M
- 12 Piece display
- With pouch: 724B

Inch	10
724	•
724M	•
724B	•



724B



925 TOPCLASS Magnetic Billet Torpedo Level 10" (25cm)



 202g

- 4 Cylindrical vials , including:
 - Horizontal, vertical Plumb Site® Dual-View™ vial
 - 45° & 30°
- Ruler
- Electrical plug markers (71mm)
- Unique 45° bevel offset edge
- V-groove for pipe and conduit alignment
- CNC Milled surface
- Rare-earth magnets
- Hanging strap

926 PIPEMASTER Magnetic Electrician Billet Level w/No-Dog 6.5" (16cm)



 140g

- 4 Epoxy locked cylindrical vials , including:
 - Horizontal, vertical, 45°, 30°
- No-Dog for conduit and pipe
- Unique 30° and 45° bevel offset edge
- Precision machined solid anodized aluminum billet
- V-groove for pipe and conduit alignment
- CNC Milled surface
- Rare-earth magnets
- Hanging strap

928 MAGNETIC TOPCLASS LASER Billet 8.5" (21cm)



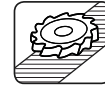
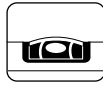
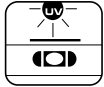
 202g

- Laser pointer
- Laser range: 10m (30')
- 4 Cylindrical vials including:
 - Vertical vial with Plumb Site® Dual-View™
- Horizontal vial
- 30° & 45° vials
- Ruler
- CNC milled surface
- Rare-earth Magnets
- V-groove
- Tripod ready: 1/4"

771M TWIN™ Magnetic Heavy Duty Toolbox Level 6" (15cm) & 8" (20cm)



1.7" (4.75cm)



0.0005in/in. (0.5mm/m)

- 2 Solid acrylic shockproof vials including:
 - 1 Vertical vial
 - 1 Magnified horizontal vial
- Magnetic V-groove base
- Accuracy: 0.0005"/" (0.5 mm/m)

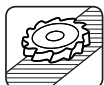
- Hanging hole
- Option**
 - 12 Piece display

Inch	4	6	8
Viales	2	3	3
771-41X-X	•	•	
771-42X-X		•	•

779T LEIOS 9" (23cm)



2" (5cm)



- 3 solid Shockproof acrylic vials including:
 - 1 Magnified Horizontal vial with gradient lines up to 2%
 - 1 vertical vial
 - 1 45° vial
- Accurate to 0.5mm/m (0.0005in/in)
- Strong Aluminum Box Profile

- Shock absorbing Rubber endcaps
- Wall grip feature
- Strong magnets on milled base
- Option**
 - 10 Piece display

227 TORPEDO STAR PLUS 9" (23cm)



- 3 Cylindrical vials, including: Horizontal, vertical and 45°
- V-groove for pipes/conduit
- Magnetic base

- Rubber end caps

Option: 20 Piece display (p.94)

229 TORPEDO LEVEL 9" (23cm)



- 3 Cylindrical vials, including: Horizontal, vertical and 45°
- V-groove for pipe/conduit
- Magnetic base

Option

- 20 Piece display

929 TOOLBOX LEVEL 10" (25cm)








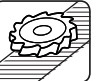













- Aluminum skeleton reinforced body
- 3 Cylindrical vials, including: Horizontal, vertical and 45°

- Leveling ledge for tiles/sills
- Magnetic V-groove for pipe/conduit
- Sturdy aluminum frame and base

Option

- 15 Piece display

TOOLBOX LEVELS	LENGHT cm (inch)								
935 OPTIVISION® 	10" (25cm)	472g		•	•	•	•	•	•
923 CAST TORPEDO 	10" (25cm)	269g	•	•	•		•	•	•
724 VALUE CAST 	10" (25cm)	220g		•	•		•	•	•
925 TOPCLASS 	10" (25cm)	202g	•	•		•		•	
926 PIPEMASTER 	6.5" (16cm)	140g				•		•	
928 MAGNETIC TOPCLASS LASER 	8.5" (21cm)	202g	•			•		•	
779T 	9" (23cm)	190g		•	•	•	•	•	•
771 TWIN 	4" (10cm)	139g		•	•	•		•	•
929 TOOLBOX 	10" (25cm)	140g	•					•	
227 TOOLBOX 	9" (23cm)	100g				•		•	
229 TOOLBOX 	9" (23cm)	90g						•	



POCKET LEVELS

771 TWIN™ 4" (10cm)



0.0005in/in. (0.5mm/m)

137g

- 2 Solid acrylic shockproof vials, including:
 - 1 Vertical vial
 - 1 Magnified horizontal vial with gradient lines up to 2%
- Milled surface
- Magnetic V-groove base for pipe and conduit leveling
- Accuracy: 0.0005"/" (0.5mm/m)
- Carabiner (Option)

846 CYCLOPS™ The Magnetic Pocket Cast Level 3.1" (8cm)



10 piece display
23cm x 11cm x 12cm
9" x 4.3" x 4.7"



0.0005in/in. (0.5mm/m)

120g

- 1 Solid acrylic Plumb Site® Dual-View™ vial
- Accuracy: <0.0005 in/in (0.5mm/m)
- 2 Finely milled surfaces with V-groove
- Durable cast aluminum body
- Rare-earth magnets
- 10 Piece display

Inch	3.1
846 Carded	•
846-Display	•

246 HANDY LEVEL 4" (10cm)



246 Carded	•
246M Carded	•
246-Display	•
246M-Display	•



0.0005in/in. (0.5mm/m)

- 1 Solid shockproof acrylic vial
- Accuracy: <0.0005 in/in (0.5mm/m)
- Lightweight aluminum box profile
- Shockproof end caps

Option

- Magnetic model: 246M
- 10 Piece display

245 MINI LEVEL 4" (10cm)



- 2 cylindrical vials, including:
 - Horizontal
 - Angle finder Top-scroll adjuster
- Strong molded plastic casing
- Hanger hole

POCKET LEVELS			ORIGINAL INNOVATION			ACCURATE 0.5mm/m	
946 SMARTY™		173g	•	•	•	•	•
846 CYCLOPS™		120g	•	•	•	•	•
771 TWIN 4"		137g		•	•	•	•
246 HANDY		80g		•	•	•	•
245 MINI LEVEL		45g	•				

POST & PIPE LEVELS

350 PIPE LEVEL 5 Piece Set



Weight: 166g

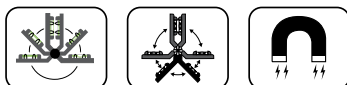
Nominal Sizes	IPS Steel Stainless Steel PVC Plastic Inches/ mm	CTS Copper Inches/ mm	PP Plastic Inches/ mm
1/2"	1/2 15	3/4 20	1 25
3/4"	3/4 20	1 25	1.3 32
1"	1 25	1 1/4-1 1/2 32-40	1.57 40
1 1/4"-1 1/2"	1 1/4-1 1/2 32-40	—	2 50
2"	2 50	—	2.48 63

- 2 Cylindrical vials , including:
Horizontal and Vertical
- Sizes for standard metal and plastic pipes (see table)

Option

- Available in clip strip

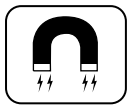
340 POSTRITE® Folding Post Level



 220g

- 3 Cylindrical vials , including:
 - 2 Horizontal
 - 1 Vertical
- Folds closed & opens flat
- Click-lock every 15°
- Adjustable elastic strap for non-magnetic surfaces
- 4 Powerful magnets for metal surfaces
- Suitable for all posts, pipes and signs
- 6 Piece display

341 MINI POST LEVEL The Handy Post Level



 52g

- 3 Cylindrical vials , including:
 - 2 Horizontal
 - 1 Vertical
- Pre-cast holes for easy mounting with nails
- Adjustable elastic strap for non-magnetic surfaces

- 4 Powerful magnets for metal surfaces
- Suitable for all posts, pipes and signs

Option

- 12 Piece display



LINE & SURFACE LEVELS

440 LINE LEVELS



- Especially lightweight for line sag prevention
- V-groove for pipe work
- Handy pocket clip

Option

- 440 Available as a set with 20m (65') cord



441 LINE LEVELS



- Especially lightweight for line sag prevention
- Aluminum base

240 BULL'S EYE LEVEL



- Multipurpose level
- Pre-cast holes for easy attachment
- Sensitivity: 30arc/min

242 MAGNETIC CROSS LEVEL



- Multipurpose level
- Pre-cast holes for easy attachment
- 2 Cylindrical vials
- Magnetic

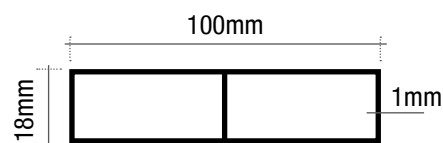
SCREEDS

Standard ruler lengths

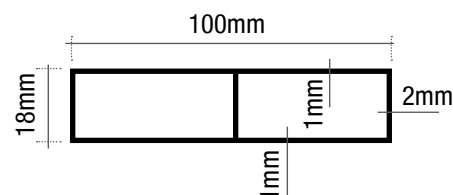
Inch	40	60	70	80	96	10'	11.5'	13'
Centimeter	100	150	180	200	250	300	350	400

Tested for
straightness

Model 152 RECTANGULAR



Model 153 WITH HANDLES & VIALS

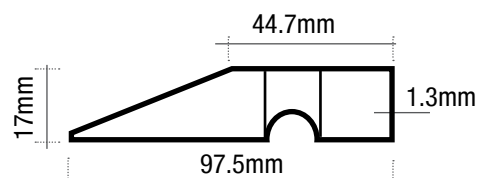


153-31: 2 Solid acrylic vials : horizontal and vertical

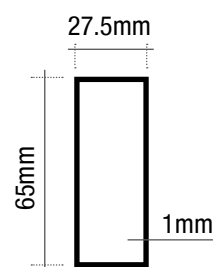
153-32:

- 2 vials horizontal and vertical
- 2 Easy to hold handles

Model 154 TRAPEZOIDAL



Model 155 SCREED



LEVEL SLEEVES & BAGS

PADDED BAG - 900 SERIES

Model:

99060 (60cm/24")

99066 (80cm/32")

99065 (100cm/40")

99061 (120cm/48")

99072 (180cm/72")



LONG PADDED BAG - 900 SERIES

24"(60cm) + 48" (120cm) + 72" (180cm)

Option: with 12" pouch



Model: 99105

SHORT PADDED BAG - 900 SERIES

24"(60cm) + 48" (120cm)

Option:

with 12" pouch



Models: 99107, 99104 (with pouch)

MULTI LEVEL BAG - 900 SERIES

2 X 48" (120cm) + 24"(60cm) & torpedo pouch



Model: 14428

PADDED SLEEVE - 900 SERIES

Models:

99021 (60cm/24")

99023 (120cm/48")

99024 (180cm/72")



Option:

Double padded sleeve 32" (90cm) + 48" (120cm)



Model: 99101

MULTI-LEVEL BAG - 700 SERIES

24" (60cm) + 48" (120cm) + 72" (180cm) & Torpedo



Model: 99099

PROTECTIVE SLEEVE - 700 SERIES

24" (60cm) + 48" (120cm)



Model: 99103

